

UNIVERSITY ADMISSION

CHAPTER 2

University Admission means selection of students by the UGC for registration to undergraduate courses of the Universities and Higher Educational Institutes (HEIs) established under the Universities Act.

This Chapter presents the summary of undergraduate students selected to said Universities & HEIs for the Academic Year 2017/2018 based on the results of the GCE (A/L) Examination held in 2017, admitted in 2018 .

Accordingly, undergraduate admission presented in this Chapter refers to the count of students selected to said Universities & HEIs by UGC for 2017/2018 intake.

Table 02 - 01

NUMBER OF CANDIDATES QUALIFYING AND SELECTED TO UNDERGRADUATE COURSES OF THE HIGHER EDUCATIONAL INSTITUTIONS : Academic Years 2014/2015 - 2017/2018
(Universities and HEIs established under the Universities Act)

Year of GCE (A/L) Year of Admission		2014 2014/2015			2015 2015/2016			2016 2016/2017			2017 2017/2018		
Subject Stream		No. Qualified ⁽¹⁾	No. Admitted ⁽²⁾	Percentage	No. Qualified ⁽¹⁾	No. Admitted ⁽³⁾	Percentage	No. Qualified ⁽¹⁾	No. Admitted ⁽⁴⁾	Percentage	No. Qualified ⁽¹⁾	No. Admitted ⁽⁵⁾	Percentage
Arts	Total	68,565	8,617	12.57	65,511	9,891	15.10	64,218	9,418	14.67	68,534	9,923	14.48
	Female	51,487	7,040	13.67	49,802	8,135	16.33	49,420	7,742	15.67	52,922	8,196	15.49
Commerce	Total	40,602	5,299	13.05	40,918	5,441	13.30	38,768	5,793	14.94	39,265	6,179	15.74
	Female	23,097	3,256	14.10	24,050	3,431	14.27	23,288	3,740	16.06	23,130	3,938	17.03
Physical Science	Total	15,634	5,287	33.82	15,809	5,374	33.99	18,211	6,023	33.07	17,593	5,787	32.89
	Female	5,273	1,429	27.10	5,461	1,580	28.93	6,409	1,807	28.19	6,231	1,772	28.44
Biological Science	Total	23,419	6,316	26.97	24,877	6,288	25.28	25,876	7,032	27.18	25,185	6,889	27.35
	Female	16,219	4,138	25.51	17,451	4,285	24.55	18,481	4,807	26.01	18,220	4,783	26.25
Other ⁽⁶⁾	Total	1,352	124	9.17	1,582	210	13.27	2,020	324	16.04	2,111	370	17.53
	Female	917	73	7.96	1,017	80	7.87	1,169	142	12.15	1,215	174	14.32
Engineering Technology ⁽⁷⁾	Total				3,947	1,130	28.63	6,711	1,215	18.10	6,169	1,309	21.22
	Female				733	260	35.47	936	183	19.55	864	179	20.72
Biosystem Technology ⁽⁷⁾	Total				2,906	721	24.81	4,713	857	18.18	4,303	958	22.26
	Female				2,245	583	25.97	3,471	685	19.73	3,110	727	23.38
Total	Total	149,572	25,643	17.14	155,550	29,055	18.68	160,517	30,662	19.10	163,160	31,415	19.25
	Female	96,993	15,936	16.43	100,759	18,354	18.22	103,174	19,106	18.52	105,692	19,769	18.70

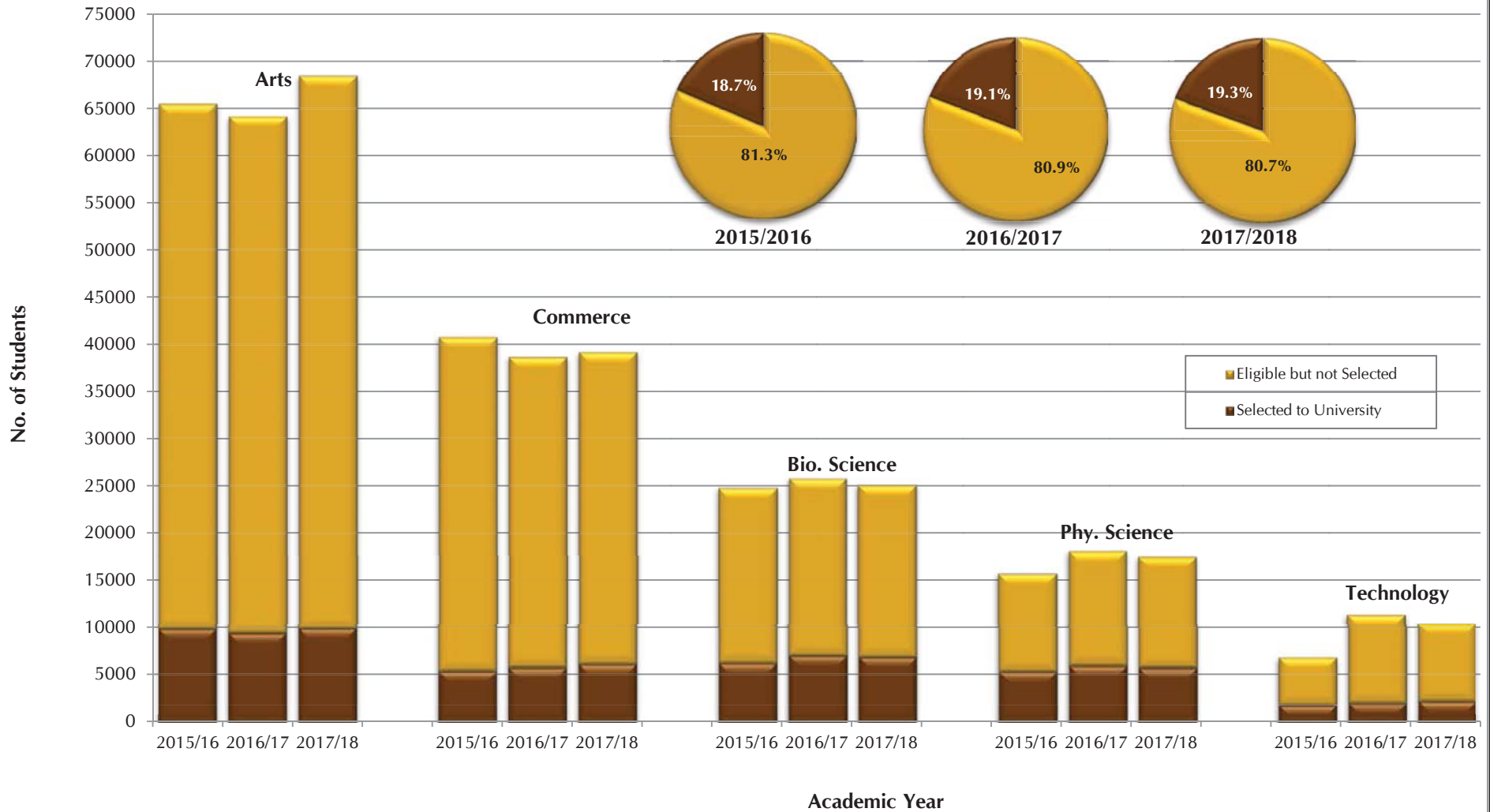
Note :

- (1) All the candidates who attained the minimum requirements for admission to the universities at the GCE (A/L) Examination.
- (2) Excludes 33 students who admitted under foreign Intake and teachers Intake.
- (3) Excludes 28 students who admitted under foreign Intake and teachers Intake.
- (4) Excludes 6 students who admitted under foreign Intake and teachers Intake.
- (5) Excludes 36 students who admitted under foreign intake and teachers Intake.
- (6) "Other" refers to odd subject combinations introduced from GCE (A/L) 2011.
- (7) Technology stream was commenced from Academic Year 2015/16.

Chart - 01

COMPOSITION OF STUDENT NUMBER ELIGIBLE TO ENTER AND SELECTED TO HIGHER EDUCATIONAL INSTITUTIONS : Academic Year 2015/16 - 2017/18

(Universities and HEIs established under the Universities Act)



Note : Bar chart does not presents students selected under "other" category.

Table 02 - 02

UNDERGRADUATE ADMISSIONS BY ACADEMIC PROGRAMME AND SEX : Academic Year 2017/2018
(Universities and HEIs established under the Universities Act)

Faculty/ Academic Programme	Sex	University/HEI																		
		Colombo ⁽⁴⁾	Peradeniya	Sri Jayewardenepura	Kelaniya	Moratuwa	Jaffna ⁽⁴⁾	Ruhuna	Eastern ⁽⁴⁾	South Eastern	Rajarata	Sabaragamuwa	Wayamba	Uva	Visual and Performing Arts	Institute of Indigenous Medicine	Gampaha Wickramarachi Ayurveda Institute	Swami Vipulananda Institute	University of Colombo School of Computing	Total
Arts	Female	747	727	824	1384		658	432	747	642	483	264			462			180		7550
	Total	876	895	1035	1639		798	515	886	770	550	312			644			223		9143
Management	Female	366	107	680	350	54	322	250	197	95	296	242	367	80						3406
	Total	580	175	1054	552	99	495	400	267	140	475	370	550	128						5285
Commerce	Female			87	131		52		67	80										417
	Total			125	201		105		110	123										664
Law	Female	220	44				57													321
	Total	250	50				68													368
Science	Female	216	244	444	319		231	244	154	148	233	171	92	66						2562
	Total	518	535	795	599		539	459	331	267	402	383	200	119						5147
Medicine	Female	103	126	97	105		95	129	51		131	40	49							926
	Total	200	205	163	169		154	191	81		181	69	71							1484
Dental Surgery	Female		50																	50
	Total		79																	79
Veterinary Medicine	Female		59																	59
	Total		80																	80
Agriculture	Female		177				92	189	54		115	134	250	206						1217
	Total		248				127	254	75		165	195	345	318						1727

Table 02 - 02

UNDERGRADUATE ADMISSIONS BY ACADEMIC PROGRAMME AND SEX : Academic Year 2017/2018
(Universities and HEIs established under the Universities Act)

Faculty/ Academic Programme	Sex	University/HEI																		
		Colombo ⁽⁴⁾	Peradeniya	Sri Jayewardenepura	Kelaniya	Moratuwa	Jaffna ⁽⁴⁾	Ruhuna	Eastern ⁽⁴⁾	South Eastern	Rajarata	Sabaragamuwa	Wayamba	Uva	Visual and Performing Arts	Institute of Indigenous Medicine	Gampaha Wickramarachi Ayurveda Institute	Swami Vipulananda Institute	University of Colombo School of Computing	Total
Engineering	Female		96	31		197	37	62		18										441
	Total		415	120		835	150	250		91										1861
Fashion Design/ Transport & Logistic Management	Female					58														58
	Total					108														108
Architecture/Quantity Surveying ⁽¹⁾	Female					190														190
	Total					384														384
Computer Science/IT ⁽²⁾	Female		33	26	59	156	69	10	26	99	53	30		64					102	727
	Total		49	48	199	298	134	51	98	119	75	100		118					298	1587
Allied Health Sciences ⁽³⁾	Female	98	129	59	45		119	103	23											576
	Total	132	189	75	48		177	127	37											785
Indigeneous Medicine	Female						60		56						191	92				399
	Total						75		76						241	118				510
Technology	Female	76		114	24		132	66	62	88	112	68	76	81						899
	Total	175		322	161		313	186	81	161	275	150	247	168						2239
Total	Female	1826	1792	2362	2417	655	1924	1485	1437	1170	1423	949	834	497	462	191	92	180	102	19798
	Total	2731	2920	3737	3568	1724	3135	2433	2042	1671	2123	1579	1413	851	644	241	118	223	298	31451

Note:

- (1) Includes all other courses conducted in the Architecture Faculty such as Design, Town & Country Planning, Landscape Architecture and Facilities Management too.
- (2) Includes the Management & Information Technology, Information Technology, Information & Communication Technology, Information Technology and Management, Computation & Management, Business Information Systems, Information Systems, Computer Science and Technology, etc.
- (3) Includes Nursing, Pharmacy, Medical Laboratories Sciences, Radiography, Physiotherapy and Speech & Hearing Sciences.
- (4) Colombo, Jaffna and Eastern Universities include Sri Palee, Vavuniya and Trincomalee Campuses respectively too.

Chart - 02

UNDERGRADUATE ADMISSIONS BY ACADEMIC PROGRAMME

Academic Year 2015/16 -2017/18

(Universities and HEIs established under the Universities Act)

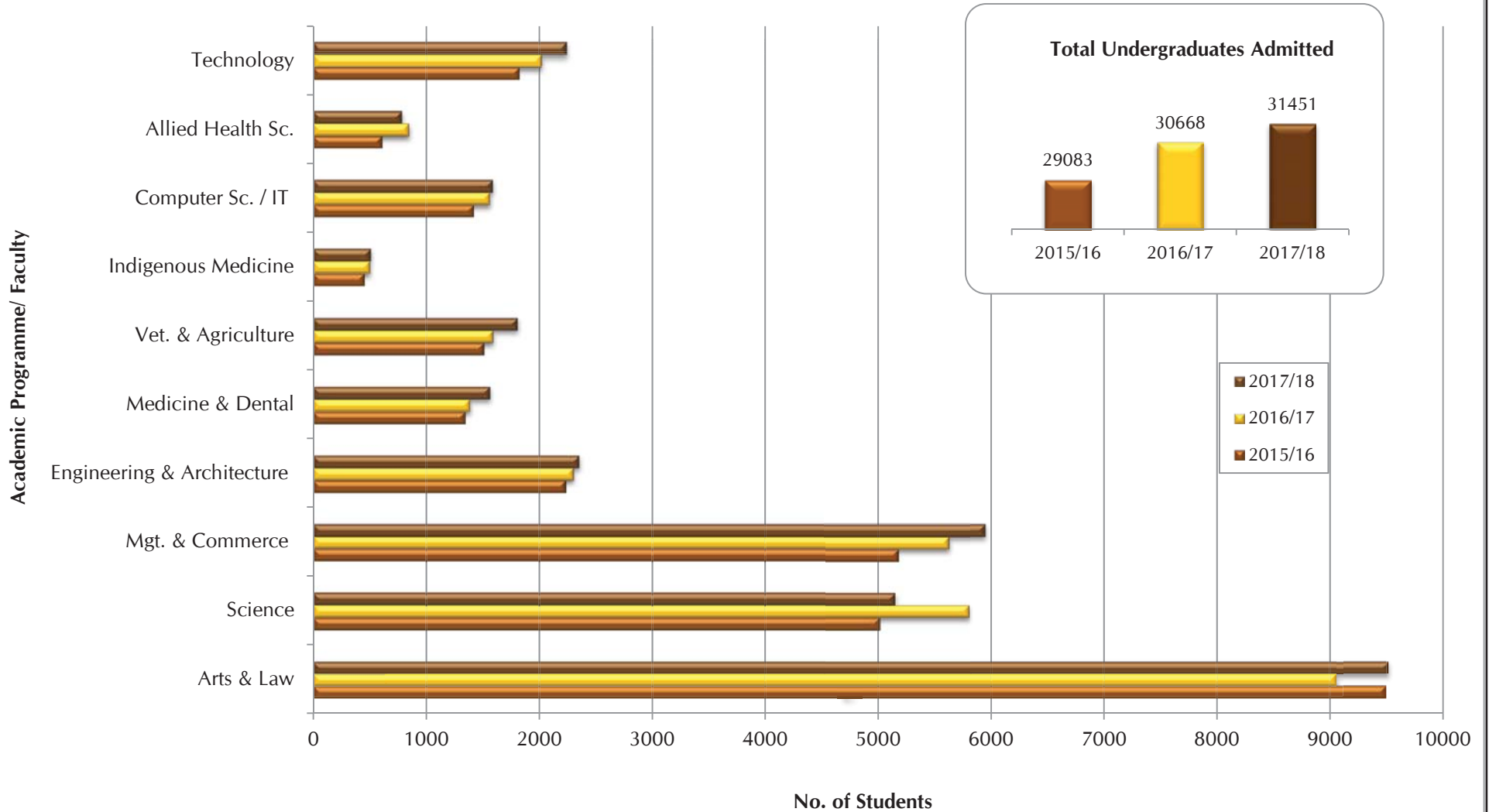


Chart - 03

UNDERGRADUATE ADMISSIONS BY UNIVERSITY : Academic Year 2015/16 - 2017/18

(Universities and HEIs established under the Universities Act)

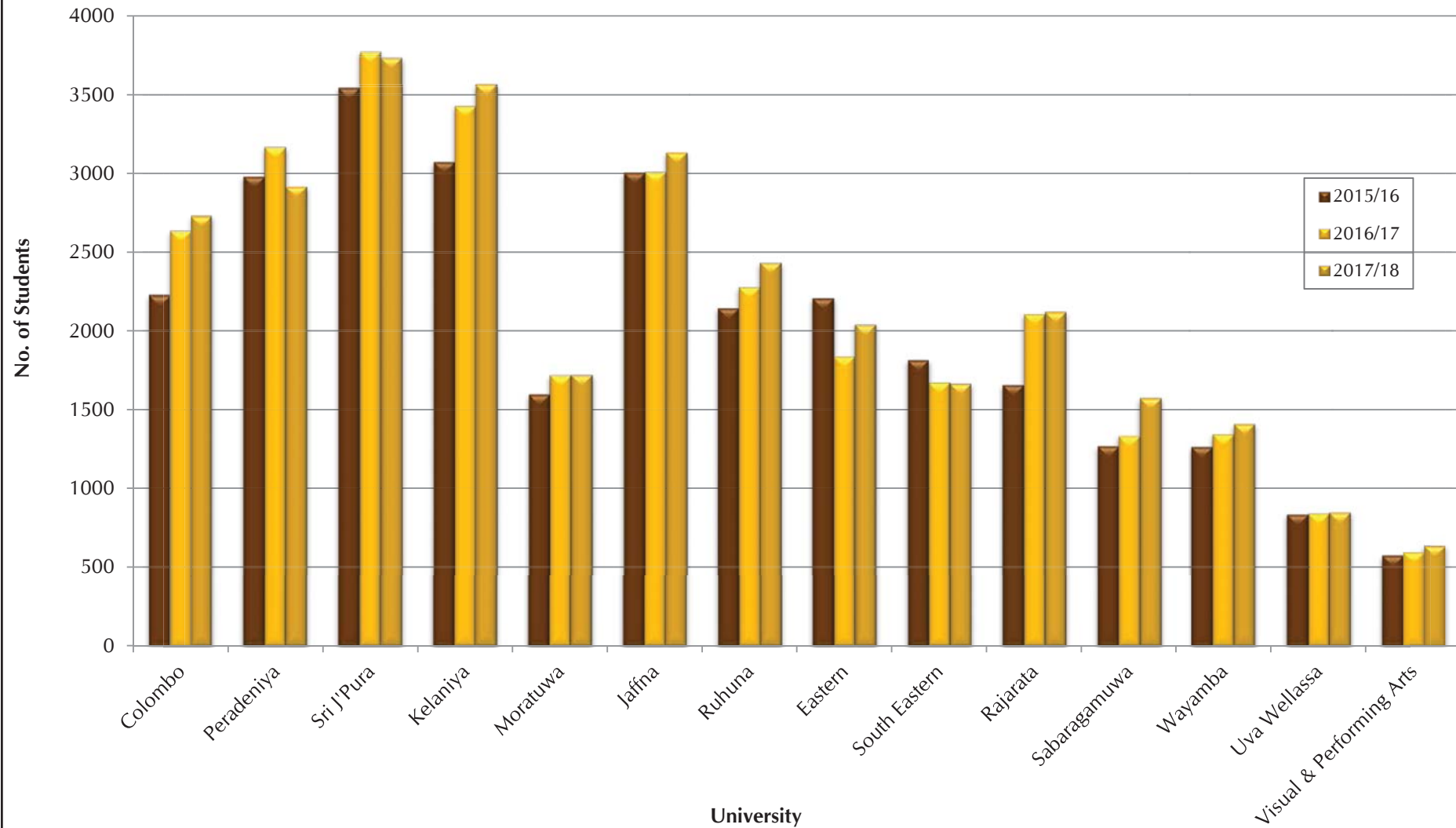


Table 02 - 03

UNDERGRADUATE ADMISSIONS BY DISTRICT : Academic Year 2017/2018
(Universities and HEIs established under the Universities Act)

Academic Programme \ District	District																									Total	
	Colombo	Gampaha	Kalutara	Matale	Kandy	Nuwara Eliya	Galle	Matara	Hambantota	Jaffna	Kilinochi	Mannar	Mullativu	Vauniya	Trincomalee	Batticaloa	Ampara	Puttalam	Kurunegla	Anuradhapura	Polonnaruwa	Badulla	Monaragala	Kegalle	Rathnapura		Special & Additional Intakes
Agri Business Mgt.	8	4	3	1	3	1	2	3	4	1	1	1	1	1	1	1	1	1	3	1	1	2	1	2	6		54
Agri Resource Mgt. & Technology	17	13	8	2	9	3	15	6	7	3	1	1	1	1	2	4	3	5	13	6	2	7	2	6	12	2	151
Agricultural Technology & Management	22	16	6	9	22	5	11	8	4	11	1	1	1	1	3	3	4	8	26	7	3	9	3	6	9	1	200
Agriculture	83	55	41	13	46	20	36	25	18	35	3	5	3	6	9	15	20	20	57	20	8	22	10	23	32	8	633
Animal Science	8	6	4	1	3	1	5	2	6	1	1	1	1	1	1	1	1	3	6	2	1	2	1	3	2	1	65
Animal Science & Fisheries	4	5	1	1	6	1	3	2	4	1	1	1	1	1	1	1	1	2	3	1	1	1	1	3	1		48
Applied Sciences (Bio.)	50	30	20	8	32	7	13	7	7	6	1	1	1	2	4	5	6	8	24	10	4	8	4	16	19	3	296
Applied Sciences (Phy.)	81	55	33	7	38	13	42	39	27	16	2	2	2	3	7	13	14	18	44	16	8	21	11	19	28	5	564
Aquatic Resources Technology	5	5	9	1	2	1	4	5	3	1	1	1	1	1	1	1	1	2	5	3	1	3	1	1	4	1	64
Arabic Language	6	38			13		2				1	1			10	22	40	12	31	1	3			18			198
Architecture	9	5	3	2	6	2	4	3		2		1					1	1	4	3		2		5	5		58
Art & Design (Ramanathan)				1	2	2		4		5	1	2	1	1	1	1	3	2	1	2		1		2	1		33
Arts	324	396	366	89	304	148	373	289	212	274	47	64	47	34	120	180	226	208	538	318	108	290	164	289	458	955	6821
Arts (SP) ⁽²⁾ / Mass Media	11	5	4		8		6	3									3		9	6		13	1		9	1	79
Arts (SP) ⁽²⁾ / Performing Arts	12	6	7	2	6	1	3	9	1										6	8	1	3	2	8	3	1	79
Arts (SAB) - A ⁽²⁾	12	14	5	1	6	3	5	5	2	1					2		2	4	19	5		5	4	16	11	66	188
Arts (SAB) - B ⁽²⁾	28	3	10				19	31											4					1	3	2	101
Ayurvedic Medicine & Surgery	46	33	17	5	13	8	21	19	19					1	4		9	13	22	15	4	12	4	10	21	5	301
Biological Science	243	124	88	30	107	30	79	51	37	36	5	7	5	8	17	23	28	36	91	37	17	52	19	45	68	21	1304
Biosystems Technology	78	79	34	21	38	26	39	41	39	42	8	13	7	11	22	31	27	25	61	44	16	32	19	29	60	3	845
Business Information Systems (Special)	7	3	2	1	4	2	2	2	2	3	1	1	1	1	1	1	1	1	2	2	2	1	1	1	3		48
Business Science	24	8	7	1	4	2	4	7	2	2	1	1	1	1	1	4	2	2	5	4	1	6	2	3	3	1	99
Commerce	154	60	36	12	33	16	56	19	16	12	2	2	2	6	8	11	14	17	39	20	14	18	12	25	38	22	664

Table 02 - 03 (Contd.)

UNDERGRADUATE ADMISSIONS BY DISTRICT : Academic Year 2017/2018
(Universities and HEIs established under the Universities Act)

Academic Programme \ District	District																								Total		
	Colombo	Gampaha	Kalutara	Matale	Kandy	Nuwara Eliya	Galle	Matara	Hambantota	Jaffna	Kilinochi	Mannar	Mullativu	Vauniya	Trincomalee	Batticaloa	Ampara	Puttalam	Kurunegla	Anuradhapura	Polonnaruwa	Badulla	Monaragala	Kegalle		Rathnapura	Special & Additional Intakes
Communication Studies	6	11	9	5	11	4	7	10	8					1	1	4	6	18	14	2	4	3	13	11	2	150	
Computation & Management	4	5	2	1	4	1	2	2	1	3	1	1	1	1	1	1	4	4	1	1	1	2	2	1	1	49	
Computer Science	100	32	26	6	19	11	33	39	22	20	2	1	1	3	6	8	10	11	28	14	6	13	7	10	18	5	451
Computer Science & Technology	5	4	2	2	3	1	4	2	2	11	1	1	1	1	1	2	2	2	2	2	1	2	1	1	3	1	59
Computing & Information Systems	10	9	3	1	6	2	5	5	9	16	1	1	1	1	1	2	2	2	7	3	1	3	1	2	4	2	100
Dance (Ramanathan)	1		1	2	2	4				19	4	3	3	5	9	11	6							1	2	1	74
Dance (SVIAS) ⁽²⁾	2			2	5	4				7	1	1	1	2	5	7	10							1			48
Dance (UVPA) ⁽²⁾	18	20	15	7	20	8	17	10	8					2	3		6	9	24	17	5	12	8	9	21	10	249
Dental Surgery	31	4	2	1	3	2	2	3	2	2	1	1	1	1	1	2	2	4	2	1	2	1	2	3	2	79	
Design	15	10	1		7	1	3	3		2	1			1		1	1	4			1		3	3		58	
Drama & Theatre (UVPA) ⁽²⁾	8	5	2	1	4	1	2	2	2									1	5	3	3	2	1	4	2	49	
Drama & Theatre (SVIAS) ⁽²⁾	1	1		2	1	3				5	4	2	3	3	2	5	4				1	5		4	3	49	
Engineering	277	170	81	30	115	50	123	91	68	81	11	7	6	11	25	37	47	53	126	61	24	71	29	51	86	21	1752
Engineering (TM) ⁽²⁾	5	4	3	1	2	1	7	13	1	2	1	1	1	1	1	1	1	1	3	2	1	1	1	1	2	1	59
Engineering (EM) ⁽²⁾	13	3	1	1	3	1	3	4	1	3	1	1	1	1	1	1	1	1	2	1	1	1	1	1	1	1	50
Engineering Technology	112	87	44	22	48	27	52	67	27	32	8	5	4	7	13	26	25	34	78	43	22	36	26	32	54	2	933
Entrepreneurship & Management	14	5	4	1	7	1	6	1	1	1		1	1	1	1	1	1	2	4	2	1	2	1	1	3	1	64
Environmental Conservation & Management	10	6	3	2	3	1	4	3	2	1	1	1	1	1	1	1	1	1	4	2	1	2	1	2	3	1	59
Estate Mgt.& Valuation	6	4	2	1	6	2	4	1	1	2	1	1	1	1	2	1	1	1	2	3	2	4	3	2	4	1	59
Export Agriculture	8	5	4	1	5	1	6	1	3	1	1	1	1	2	1	2	1	2	4	3	1	2	1	1	5	1	64
Facilities Management	7	4	2	1	2	1	5	4	1	1	1	1	1	1	1	2	1	3	1	1	2	1	2	1		48	
Fashion Design & Product Development	7	7	4	1	4	1	3	1							1			1	3	4	1	3	1	2	4		48

Table 02 - 03 (Contd.)

UNDERGRADUATE ADMISSIONS BY DISTRICT : Academic Year 2017/2018
(Universities and HEIs established under the Universities Act)

Academic Programme \ District	District																									Total	
	Colombo	Gampaha	Kalutara	Matale	Kandy	Nuwara Eliya	Galle	Matara	Hambantota	Jaffna	Kilinochi	Mannar	Mullativu	Vauniya	Trincomalee	Batticaloa	Ampara	Puttalam	Kurunegla	Anuradhapura	Polonnaruwa	Badulla	Monaragala	Kegalle	Rathnapura		Special & Additional Intakes
Film & Television Studies	6	5	4	1	7	1	5	2	1						1			1	5	3		1	1	1	3	1	49
Financial Engineering	15	6	1	1	4	1	1	2	1	2		1			1	1	1	1	3	1		2	1	1	1	1	49
Fisheries & Marine Sciences	8	5	3	1	4	2	4	4	1	1	1	1	1	1	1	1	2	1	2	3	1	2	1	2	5	2	60
Food & Nutrition	21	9	5	2	6	3	7	6	3	10	1	1	1	1	1	2	2	3	5	4	1	5	2	3	4	2	110
Food Business Management	17	7	4	1	4	2	4	11	1	1	1	1	1	1	1	1	2	3	3	2	1	2	1	2	4	2	80
Food Production & Technology Management	9	11	5	1	3	2	11	9	2	5	1	1	1	1	1	1	2	2	3	2	1	2	1	3	3	1	84
Food Science & Technology	37	10	13	2	7	5	21	14	5	3	1	1	1	1	2	3	4	4	10	5	2	5	3	4	6	3	172
Green Technology	5	4	2	1	2	1	3	2	3	1	1	1	1	1	2	1	2	1	5	1	1	2	1	3	1	1	49
Health Promotion	4	3	1	1	4	2	1	2	1	1	1	1	1	1	1	7	1	1	2	3	1	5	1	2	1	1	50
Hospitality Tourism & Events Management	10	8	4	1	5	2	6	3	1	1	1	1	1	1	1	1	1	2	3	2	1	2	1	1	3	1	64
Industrial Information Technology	5	6	2	1	3	2	6	1	2	2	1	1	1	1	1	1	2	3	4	2	1	5	1	2	3		59
Industrial Statistics & Mathematical Finance	20	10	3	1	8	2	4	6	2	3	1	1	1	1	1	2	2	2	7	2	1	2	1	2	3	1	89
Information & Communication Tech	13	16	9	5	18	1	10	1	6	11		1		1	2	8	4	5	20	6		6	2	6	7		158
Information Communication Tech	53	43	30	10	23	15	22	29	20	25	2	2	2	5	11	12	14	14	29	19	6	20	12	16	27		461
Information Systems	27	7	5	1	9	1	6	8	1	6				1		2	2	2	5	3	1	3	1	2	5		98
Information Technology	34	16	8	3	9	5	22	15	10	10	1	1	1	1	3	4	4	5	12	7	3	5	3	5	11	1	199
Information Technology & Management	19	11	9	3	5	2	8	3	2	3	1	1	1	1	1	2	2	2	5	4	1	3	1	3	5	1	99
Islamic Studies	5	20	12	8	29	4	4	5	1					2	28	17	44	7	21	14	4	5	1	14	3	1	249
Landscape Architecture	16	3			11	1	3	1		3								1	2			3		2			46
Law	68	34	20	6	31	10	12	10	11	15	1	1	1	2	5	6	9	9	33	19	6	15	8	11	23	2	368
Management	739	490	237	78	269	127	253	181	120	119	20	19	15	30	73	84	123	152	333	171	78	164	106	168	237	25	4411
Management & Information Technology	24	10	5	1	7	2	5	6	4	6		1		1	1	1	2	2	6	3	1	3	1	3	3	1	99
Management (Public) (Special)	15	6	4	1	3	3	3	3	2	2	2	1	1	1	1	3	2	5	6	7	1	2	1	4	4	1	84
Management & Information Technology (SEUSL) ⁽²⁾	7	8	4	2	4	6	4	4	2	2	1	1	1	2	7	6	26	3	5	4	2	4	2	5	6	1	119

Table 02 - 03 (Contd.)

UNDERGRADUATE ADMISSIONS BY DISTRICT : Academic Year 2017/2018
(Universities and HEIs established under the Universities Act)

Academic Programme \ District	District																									Total	
	Colombo	Gampaha	Kalutara	Matale	Kandy	Nuwara Eliya	Galle	Matara	Hambantota	Jaffna	Kilinochi	Mannar	Mullatiyu	Vauniya	Trincomalee	Batticaloa	Ampara	Puttalam	Kurunegla	Anuradhapura	Polonnaruwa	Badulla	Monaragala	Kegalle	Rathnapura		Special & Additional Intakes
Management Studies (TV) - A ⁽²⁾	30	13	12	2	5	3	8	10	3	5	1	1	1	1	2	2	3	3	9	4	2	4	2	3	7	2	138
Management Studies (TV) - B ⁽²⁾	9	10	5	3	6	6	4	3	3	8	1	1	1	3	7	7	8	4	19	8	4	7	2	3	5	2	139
Marine and Fresh Water Sciences	7	5	2	1	3	1	1	3	1	5	1	1	1	1	1	1	1	1	3	1	1	1	1	2	2	1	49
Medical Laboratory Sciences	19	8	9	4	10	3	9	8	11	14	1	1	1	2	2	2	3	3	6	4	2	4	2	3	7	1	139
Medicine	268	122	68	24	115	36	88	60	45	57	10	6	4	14	29	33	43	48	108	47	20	54	24	49	77	35	1484
Mineral Resources & Technology	6	4	2	1	4	1	2	2	1	12	1	1	1	1	1	1	2	2	4	2	1	2	1	1	2	1	59
Molecular Biology and Biochemistry	20	3	2	1	2	1	7	1	1	1	1	1	1	1	1	1	1	1	2	2	1	2	1	1	2	3	61
Music (Ramanathan)				6	12	11				20	5	2	3	2	6	15	9	1				6					98
Music (SVIAS) ⁽²⁾				1	3	5				18	4	6	2	3	8	16	6	1				5					78
Music (UVPA) ⁽²⁾	32	30	15	1	19	4	15	9	7						1		6	7	33	14	5	7	7	8	19	10	249
Nursing	35	33	14	8	16	9	19	12	18	22	1	2	1	3	10	10	14	14	23	13	7	11	10	13	24	3	345
Palm and Latex Technology & Value Addition	5	3	6	1	2	1	5	8	5	2	1	1	1	1	1	1	1	1	2	3	1	2	1	1	4		60
Peace & Conflict Resolution	4	3	4		1	3	5	1		1							1	1	3		1	3		1	1	1	34
Pharmacy	15	14	9	2	6	3	12	7	7	10	1	1	1	2	2	2	3	4	8	4	2	11	2	3	12	2	145
Physical Education	5	6	3	2	4	1	2	1		1	1	1	1		2	2	1	2	2	2	1	2	3	2	1	2	50
Physical Science	322	185	122	31	132	44	127	106	80	63	7	10	7	11	24	33	42	49	155	53	25	72	28	67	85	24	1904
Physical Science - ICT	27	13	9	1	7	3	4	6	4	6		1		1		2	3	3	9	3	2	4	2	3	5		118
Physiotherapy	14	4	5	1	2	1	7	2	4	2	1	1	1	1	1	1	1	2	3	2	1	2	1	1	2	1	64
Project Management	9	4	2	3	2	3	2	1	1	1	1	1	1	3	1	4	3	2	2	2	2	3	1	1	3	1	59
Quantity Surveying	27	7	4	2	5	3	8	10	7	11	1	1	1	1	2	2	3	3	7	3	2	3	2	3	5	1	124
Radiography	7	4	5	1	2	1	1	1	1	2	1	1	1	2	1	1	1	1	2	1	1	2	1	1	1	1	44

Table 02 - 03 (Contd.)

UNDERGRADUATE ADMISSIONS BY DISTRICT : Academic Year 2017/2018
(Universities and HEIs established under the Universities Act)

Academic Programme \ District	District																								Total		
	Colombo	Gampaha	Kalutara	Matale	Kandy	Nuwara Eliya	Galle	Matara	Hambantota	Jaffna	Kilinochi	Mannar	Mullativu	Vavuniya	Trincomalee	Batticaloa	Ampara	Puttalam	Kurunegla	Anuradhapura	Polonnaruwa	Badulla	Monaragala	Kegalle		Rathnapura	Special & Additional Intakes
Science & Technology	5	6	5	1	2	1	3	4	2	4	1	1	1	1	3	2	1	2	4	2	1	2	1	2	2	1	60
Siddha Medicine	14	4	9	2	8	4	1	4	1	18	3	2	3	4	8	17	11	4	10	5	2	5	2	6	2	2	151
Software Engineering	7	3	3	1	2	1	2	2	2	7	1	2	1	1	1	1	1	1	3	1	1	1	1	1	1	1	49
Speech & Hearing Sciences	4	10	1	1	2	2	1	1	2	1	1	1	1	4	1	1	1	1	4	3	1	2	1	1	2	1	48
Sports Sciences & Management	18	15	6	1	5	2	6	2	2	2	1	2	1	1	2	2	5	10	3	1	7	2	3	5	1	104	
Statistics & Operations Research	5	4	1	1	3	1	6	1	1	5	1	1	1	1	1	1	1	1	5	1	1	1	1	2	1	1	49
Surveying Science	7	9	3	1	6	2	6	8	10	12	1	1	1	1	1	2	2	2	8	3	1	3	1	3	4	1	99
Tea Technology & Value Addition	8	4	3	1	3	2	2	5	5	3	1	1	1	1	1	1	1	2	4	2	1	2	1	3	6	1	65
Teaching English as a Second Language	15	6	2	1	7	1	4	1	1	1	1	1	1	1	1	1	1	2	8	1	1	1	1	1	1	1	49
Tourism & Hospitality Management	9	10	6	3	4	10	7	10	4	2	1	2	1	1	1	2	3	3	10	5	2	4	2	6	10	1	119
Town & Country Planning	5	5	3	1	3	1	4	2	1	1	1	1	1	1	1	1	1	1	4	1	1	2	1	1	4	2	50
Translation Studies	8	7	2	1	3	1	5	3	1	1	1	1	1	1	1	1	1	1	6	1	1	2	2	1	2	1	48
Translation Studies (UJA) ⁽²⁾	2	2	1	1	1	1	1	1	1	1	1	1	1	1	1	1	1	1	1	1	1	2	1	1	1	1	26
Transport & Logistics Management	17	3	2	1	2	1	3	5	1	1	1	1	1	1	1	1	1	1	5	3	1	2	1	1	2	1	60
Unani Medicine & Surgery	4	4	2	1	2	1	2	1	1	2	1	2	1	1	3	3	9	2	2	5	1	3	1	1	3	1	58
Veterinary Science	21	4	2	1	4	2	9	4	4	3	1	1	1	1	1	1	2	2	3	2	1	2	1	2	3	2	80
Visual & Technological Arts (SVIAS) ⁽²⁾			1			1		2		4	2		1	2	4	9	12	3	1	3			1		2		48
Visual Arts (UVPA) ⁽²⁾	10	8	6	4	8	1	6	5	4					1		2	2	10	7	4	4	1	6	6	2	97	
Total	4089	2682	1661	550	1883	799	1851	1482	1013	1220	213	233	184	255	573	773	994	943	2365	1212	487	1198	615	1146	1720	1310	31451

Note :

- (1) "Special & Additional Intakes" refers to the students admitted on the basis of Special Categories such as blind and differently abled, excelled in fields other than studies, armed forces, for teachers ... etc., on the recommendation of the Appeals Committee and the Additional Intake, for special subjects such as Japanies, English, History... etc.
- (2) Abbreviation : UJA - University of Jaffna, SP - Sripalee Campus, SAB - Sabaragamuwa University, SEUSL - South Eastern University, UVPA - University of Visual and Performing Arts, TV- & Vavuniya Campuses, SVIAS - Swamy Vipulananda Institute of Aesthetic Studies, EM - Earth Resources Engineering, TM - Textile & Colothing Technology, KLN - University of Kelaniya SAB (A) - from Arts Stream to Sabaragamuwa University, SAB (B) - from Commerce Stream to Sabaragamuwa University
TV (A) - from Commerce Stream to Trincomalee & Vavuniya Campuses, TV (B) - from All Streams to Trincomalee & Vavuniya Campuses

Chart - 04

UNDERGRADUATE ADMISSIONS BY DISTRICT AND ADMISSION CATEGORY :

Academic Year 2017/2018

(Universities and HEIs established under the Universities Act)

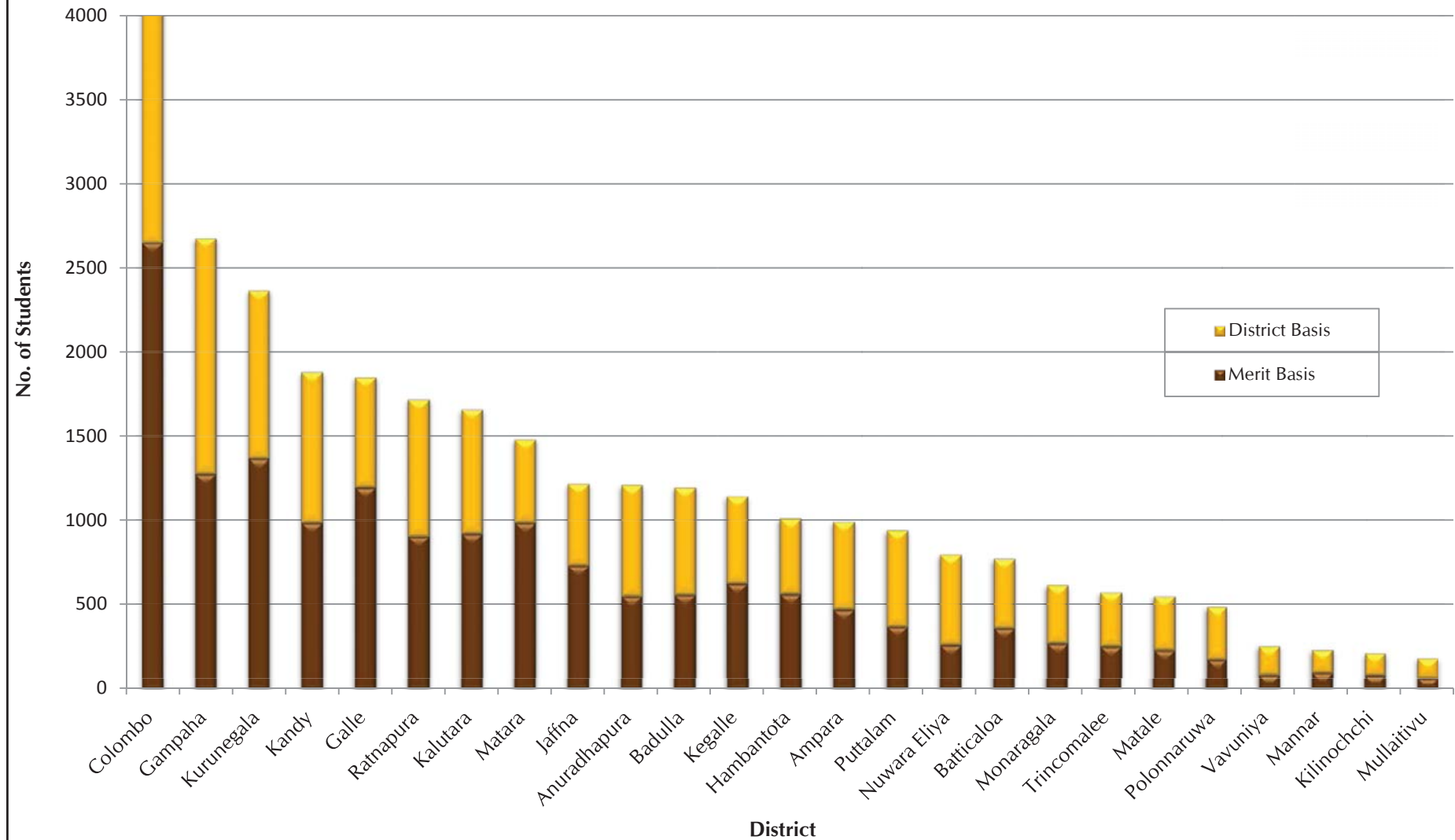


Table 02 - 04

UNDERGRADUATE ADMISSIONS BY ACADEMIC PROGRAMME AND ADMISSION POLICY : Academic Year 2017/2018
(Universities and HEIs established under the Universities Act)

Faculty/Academic Programme	District	District																								Special & Additional Intakes (1)	Total	
	Admission Category ⁽²⁾	Colombo	Gampaha	Kalutara	Matale	Kandy	Nuwara Eliya	Galle	Matara	Hambantota	Jafna	Kilinochchi	Mannar	Mullativu	Vauniya	Trincomalee	Batticaloa	Ampara	Puttalam	Kurunegala	Anuradhapura	Polonnaruwa	Badulla	Monaragala	Kegalle			Rathnapura
Arts ⁽³⁾	Merit	451	524	435	116	418	179	451	372	233	315	55	72	51	42	172	249	338	247	703	386	127	338	184	369	525		7352
	Other	60	56	31	20	54	31	28	20	16	40	15	10	11	15	32	36	47	22	40	31	12	32	12	26	38	1056	1791
Management	Merit	553	243	114	24	120	38	148	108	33	40	4	5	2	9	22	19	33	45	169	57	23	57	42	76	93		2077
	Other	327	321	170	71	195	122	150	114	106	105	25	25	22	34	69	91	115	132	227	152	71	143	80	117	187	37	3208
Commerce	Merit	114	21	15	4	9	1	38	5	3					2				1	11	2	5	1	2	11	14		259
	Other	40	39	21	8	24	15	18	14	13	12	2	2	2	4	8	11	14	16	28	18	9	17	10	14	24	22	405
Law	Merit	45	12	8	1	17	1	2	2	4	8							1		17	8	1	5	2	3	10		147
	Other	23	22	12	5	14	9	10	8	7	7	1	1	1	2	5	6	8	9	16	11	5	10	6	8	13	2	221
Science	Merit	564	185	157	25	183	2	189	151	82	66			1	1	4	12	5	16	169	7		46	4	65	64		1998
	Other	311	308	162	68	188	117	143	109	102	112	27	34	28	36	64	90	109	123	217	143	70	147	78	113	178	72	3149
Medicine	Merit	178	33	21	5	61	2	47	28	16	28	4	1		6	10	8	11	11	45	5		15	2	16	25		578
	Other	90	89	47	19	54	34	41	32	29	29	6	5	4	8	19	25	32	37	63	42	20	39	22	33	52	35	906
Dental Surgery	Merit	26							1											1								28
	Other	5	4	2	1	3	2	2	2	2	2	1	1	1	1	1	1	2	2	3	2	1	2	1	2	3	2	51
Veterinary Medicine	Merit	16				1		7	2	2																		28
	Other	5	4	2	1	3	2	2	2	2	3	1	1	1	1	1	1	2	2	3	2	1	2	1	2	3	2	52
Agriculture	Merit	116	42	48	12	53	6	66	58	36	37	1	2	1	3	2	6	7	10	66	9		17	1	25	34		658
	Other	104	105	53	24	63	38	48	35	32	39	15	16	15	17	24	29	35	45	73	48	24	46	26	35	59	21	1069
Engineering	Merit	181	65	26	7	50	9	81	68	33	49	4	1	1	1	3	7	9	9	52	11	1	24	3	12	24		731
	Other	114	112	59	25	70	43	52	40	37	37	9	8	7	12	24	32	40	46	79	53	25	49	28	41	65	23	1130
Fashion Design/ Transport & Logistic Management	Merit	17	3	2		1		2	4											3	2		2	1		2		39
	Other	7	7	4	2	5	2	4	2	1	1	1	1	1	1	2	1	1	2	5	5	2	3	1	3	4	1	69
Architecture/Quantity Surveying ⁽⁴⁾	Merit	43	10	4	1	8	1	15	12	5	11	1						2	1	5	1		5		4	7		136
	Other	36	24	9	5	26	8	12	11	4	9	3	4	3	4	4	5	6	7	19	7	4	8	4	12	11	3	248

Table 02 - 04 (Contd.)

UNDERGRADUATE ADMISSIONS BY ACADEMIC PROGRAMME AND ADMISSION POLICY : Academic Year 2017/2018
(Universities and HEIs established under the Universities Act)

Faculty/Academic Programme	District																									Total		
	Admission Category ⁽²⁾	Colombo	Gampaha	Kalutara	Matale	Kandy	Nuwara Eliya	Galle	Matara	Hambantota	Jaffna	Kilinochchi	Mannar	Mullativu	Vauniya	Trincomalee	Batticaloa	Ampara	Puttalam	Kurunegala	Anuradhapura	Polonnaruwa	Badulla	Monaragala	Kegalle		Rathnapura	Special & Additional Intakes (1)
Computer Science/IT ⁽⁵⁾	Merit	167	31	30	6	31	5	63	60	35	70		1		1	6	10	25	6	33	6	1	6	1	8	16		618
	Other	95	99	50	22	62	32	46	30	30	30	11	12	10	15	20	28	34	37	70	46	20	44	23	35	54	14	969
Allied Health Sciences ⁽⁶⁾	Merit	46	25	18	5	10	2	27	15	27	36		1		4	9	4	6	5	12	5	2	11	5	5	22		302
	Other	48	48	25	12	28	17	22	16	16	15	5	6	5	7	11	13	17	20	34	22	12	21	12	17	26	8	483
Indigeneous Med	Merit	28	14	8	1	1	1	12	13	13	16	2	2	2	3	8	16	18	5	10	9		4		4	10		200
	Other	36	27	20	7	22	12	12	11	8	4	2	2	2	3	7	4	11	14	24	16	7	16	7	13	16	7	310
Technology	Merit	104	72	36	24	26	15	49	89	41	56	9	12	6	10	17	30	17	15	71	42	14	28	23	27	61		894
	Other	139	137	72	29	83	53	64	48	45	43	9	8	7	13	29	39	49	58	97	64	30	60	34	50	80	5	1345
Total	Merit	2649	1280	922	231	989	262	1197	988	563	732	80	97	64	82	253	361	472	371	1367	550	174	559	270	625	907		16045
	Other	1440	1402	739	319	894	537	654	494	450	488	133	136	120	173	320	412	522	572	998	662	313	639	345	521	813	1310	15406
Grand Total		4089	2682	1661	550	1883	799	1851	1482	1013	1220	213	233	184	255	573	773	994	943	2365	1212	487	1198	615	1146	1720	1310	31451

Note:

- (1) Special & Additional Intakes refers to the students admitted on the basis of Special Categories such as blind and differently abled, excelled in fields other than studies, armed forces, foreign, teachers etc. , on the recommendation of the Appeals Committee and Additional Intakes for special subjects in Arts such as Japanies, English, History etc.
- (2) "Other" refers to students admitted under District quota and Underprivileged District quota.
- (3) Admission to Arts Degree programme is purely on merit however, policy ensures the total number of students admitted from a given district to be not less than the total number admitted from that district in the academic years 1993/94 or 2002/2003, whichever is greater. This adjustment is shown under the Other category
- (4) Includes all other courses conducted in the Architecture Faculty such as Design, Town & Country Planning, Landscape Architecture and Facilities Management too.
- (5) Includes the Management & Information Technology, Information Technology, Information & Communication Technology, Information Technology and Management, Computation & Management, Business Information Systems, Information Systems, Computer Science and Technology, etc.
- (6) Includes Nursing, Pharmacy, Medical Laboratories Sciences, Radiography, Physiotherapy and Speech & Hearing Sciences.

Chart - 05

ETHNIC COMPOSITION OF UNDERGRADUATE ADMISSIONS BY ACADEMIC PROGRAMME Academic Year 2017/2018 (Universities and HEIs established under the Universities Act)

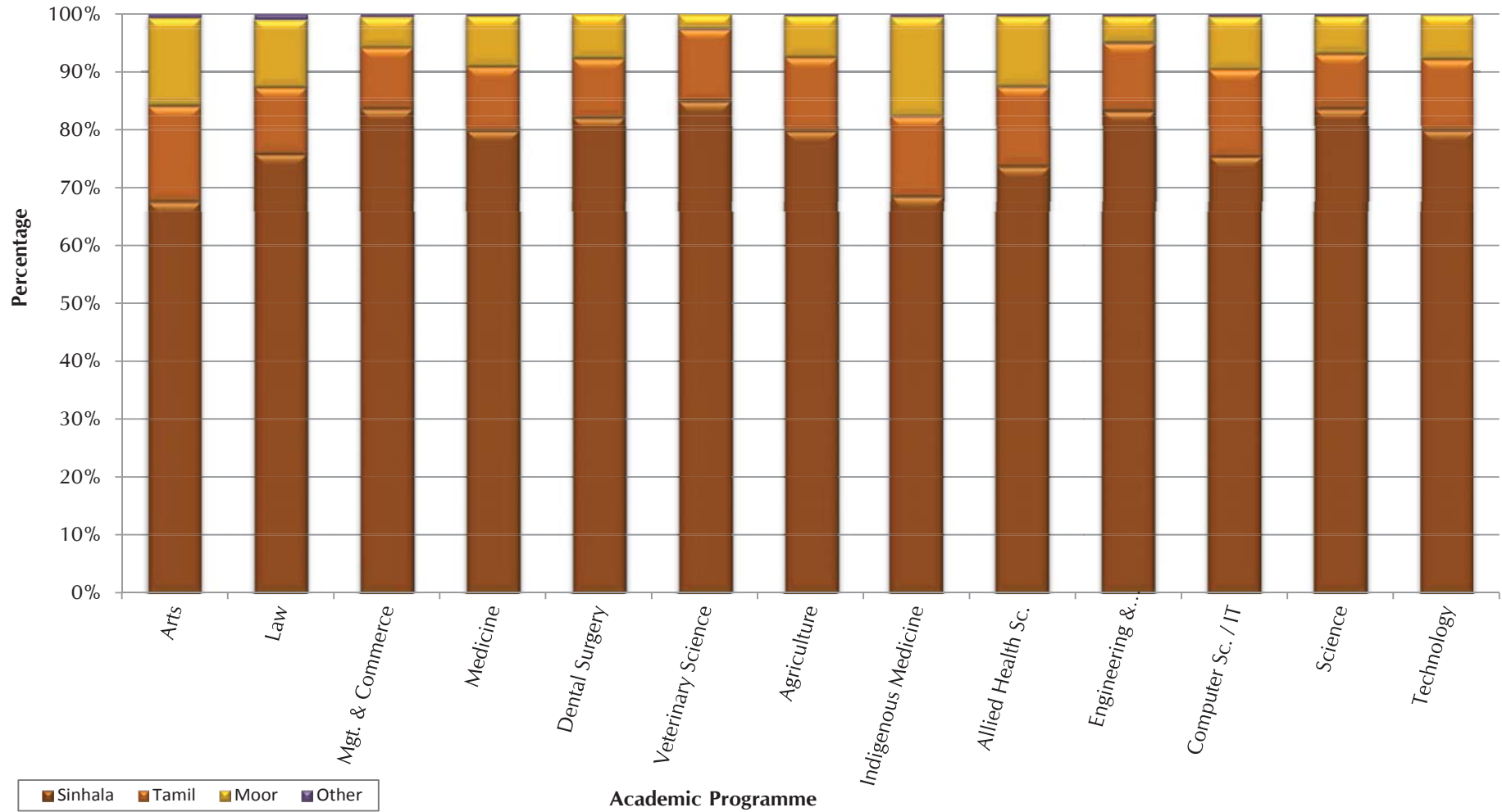


Table 02 - 05

**UNDERGRADUATE ADMISSIONS BY ACADEMIC PROGRAMME, HIGHER EDUCATIONAL INSTITUTION AND ETHNICITY : Academic
Year 2017/2018
(Universities and HEIs established under the Universities Act)**

University/HEI	Faculty/Academic Programme Ethnicity	Arts	Management	Commerce	Law	Science	Medicine	Dental Surgery	Veterinary Medicine	Agriculture	Engineering	Indigenous Medicine	Allied Health Sciences ⁽¹⁾	Fashion Design/ Transport & Logistic Management	Architecture/Quantity Surveying ⁽²⁾	Computer Science/IT ⁽³⁾	Technology	Total
Colombo ⁽⁵⁾	Sinhala	791	508		209	461	153						104				125	2351
	Tamil	22	36		18	33	21						20				31	181
	Moor	62	34		20	22	15						8				19	180
	Other	1	2		3	2	1											9
Peradeniya	Sinhala	648	129		33	489	172	65	68	212	374		135			36		2361
	Tamil	125	30		5	25	17	8	10	27	30		35			9		321
	Moor	112	16		12	20	16	6	2	9	9		19			4		225
	Other	9				1					2							12
Sri Jayewardenepura	Sinhala	1006	958	115		735	139				107		61			35	256	3412
	Tamil	1	55	2		37	16				6		8			10	30	165
	Moor	11	36	7		21	5				7		5			3	36	131
	Other	8	5	1		2	1						1					18
Kelaniya	Sinhala	1604	504	192		551	147						31			169	129	3327
	Tamil	12	23	2		22	3						5			24	23	114
	Moor	14	24	7		25	16						11			6	9	112
	Other	9	1			1							1					12
Moratuwa	Sinhala		82								706			96	311	246		1441
	Tamil		8								101			8	54	36		207
	Moor		8								24			3	18	14		67
	Other		1								2			1		2		6
Jaffna ⁽⁵⁾	Sinhala	3	213	70	37	333	57			49	102		102			86	194	1246
	Tamil	670	258	25	20	145	69			62	41	40	34			29	85	1478
	Moor	124	21	10	11	60	26			16	7	34	41			18	33	401
	Other	1	3			1						1				1	1	8
Ruhuna	Sinhala	508	381			420	183			209	204		120			45	168	2238
	Tamil	3	5			20				22	24		2			5	11	92
	Moor	2	13			18	7			23	21		5			1	7	97
	Other	1	1			1	1				1							5

Table 02 - 05 (Contd.)

**UNDERGRADUATE ADMISSIONS BY ACADEMIC PROGRAMME, HIGHER EDUCATIONAL INSTITUTION AND ETHNICITY : Academic
Year 2017/2018
(Universities and HEIs established under the Universities Act)**

University/HEI	Faculty/Academic Programme Ethnicity	Arts	Management	Commerce	Law	Science	Medicine	Dental Surgery	Veterinary Medicine	Agriculture	Engineering	Indigenous Medicine	Allied Health Sciences ⁽¹⁾	Fashion Design/ Transport & Logistic Management	Architecture/Quantity Surveying ⁽²⁾	Computer Science/IT ⁽³⁾	Technology	Total
Eastern ⁽⁵⁾	Sinhala	147	182	95		238	37			46		41	26			72	70	954
	Tamil	420	60	10		57	29			19		21	5			14	8	643
	Moor	317	24	4		35	14			10		14	6			12	3	439
	Other	2	1	1		1												5
South Eastern	Sinhala		55	93		155					61					35	130	529
	Tamil	50	14	14		41					9					27	14	169
	Moor	705	71	16		70					21					56	17	956
	Other	15				1										1		17
Rajarata	Sinhala	545	439			345	163			147						60	228	1927
	Tamil	2	26			24	4			5						10	26	97
	Moor	1	8			32	13			13						5	21	93
	Other		2			1												3
Sabaragamuwa	Sinhala	295	350			316	63			176						71	139	1410
	Tamil	5	11			44	2			13						24	11	110
	Moor	12	7			23	4			6						5		57
	Other		2															2
Wayamba	Sinhala		511			188	55			274							213	1241
	Tamil		26			7	3			38							21	95
	Moor		12			4	12			30							13	71
	Other		1			1				3								5
Uva Wellassa	Sinhala		110			82				265						81	137	675
	Tamil		15			29				36						26	18	124
	Moor		2			8				17						11	13	51
	Other		1															1
Visual and Performing Arts	Sinhala	639																639
	Tamil	2																2
	Moor	1																1
	Other	2																2

Table 02 - 05 (Contd.)

**UNDERGRADUATE ADMISSIONS BY ACADEMIC PROGRAMME, HIGHER EDUCATIONAL INSTITUTION AND ETHNICITY : Academic
Year 2017/2018
(Universities and HEIs established under the Universities Act)**

University/HEI	Faculty/Academic Programme Ethnicity	Arts	Management	Commerce	Law	Science	Medicine	Dental Surgery	Veterinary Medicine	Agriculture	Engineering	Indigenous Medicine	Allied Health Sciences ⁽¹⁾	Fashion Design/ Transport & Logistic Management	Architecture/Quantity Surveying ⁽²⁾	Computer Science/IT ⁽³⁾	Technology	Total
Institute of Indigenous Medicine	Sinhala											192						192
	Tamil											10						10
	Moor											39						39
	Other																	
Gampaha Wickramarachi Ayurveda Instititue	Sinhala											117						117
	Tamil																	
	Moor																	
	Other											1						1
Swami Vipulananda Institute	Sinhala	1																1
	Tamil	195																195
	Moor	27																27
	Other																	
University of Colombo School of Computing	Sinhala															260		260
	Tamil															27		27
	Moor															10		10
	Other															1		1
Total	Sinhala	6187	4422	565	279	4313	1169	65	68	1378	1554	350	579	96	311	1196	1789	24321
	Tamil	1507	567	53	43	484	164	8	10	222	211	71	109	8	54	241	278	4030
	Moor	1388	276	44	43	338	128	6	2	124	89	87	95	3	18	145	171	2957
	Other	48	20	2	3	12	3			3	5	2	2	1		5	1	107
Grand Total		9130	5285	664	368	5147	1464	79	80	1727	1859	510	785	108	383	1587	2239	31415

Note

- (1) Includes Nursing, Pharmacy, Medical Laboratories Sciences, Radiography, Physiotherapy and Speech & Hearing Sciences.
- (2) Includes all other courses conducted in the Architecture Faculty such as Design, Town & Country Planning, Landscape Architecture and Facilities Management.
- (3) Includes the Management & Information Technology, Information Technology, Information & Communication Technology, Information Technology and Management, Computation & Management, Business Information Systems, Information Systems, Computer Science and Technology, etc.
- (4) Excludes 36 students who admitted under foreign Intake and teachers Intake as their ethnicity is not available.
- (5) Colombo, Jaffna and Eastern Universities include Sri Palee, Vavuniya and Trincomalee Campuses respectively too.