

UNIVERSITY ADMISSION

CHAPTER 2

University Admission means selection of students by the UGC for registration to undergraduate courses of the Universities and Higher Educational Institutes (HEIs) established under the Universities Act.

This Chapter presents the summary of undergraduate students selected to said Universities & HEIs for the Academic Year 2016/2017 based on the results of the GCE (A/L) Examination held in 2016, admitted in 2017.

Accordingly, undergraduate admission presented in this Chapter refers to the count of students selected to said Universities & HEIs by UGC for 2016/2017 intake.

Table 02 - 01

NUMBER OF CANDIDATES QUALIFYING AND SELECTED TO UNDERGRADUATE COURSES OF THE HIGHER EDUCATIONAL INSTITUTIONS : Academic Years 2013/2014 - 2016/2017
(Universities and HEIs established under the Universities Act)

Year of GCE (A/L)		2013			2014			2015			2016		
Year of Admission		2013/2014			2014/2015			2015/2016			2016/2017		
Subject Stream		No. Qualified ⁽¹⁾	No. Admitted	Percentage	No. Qualified ⁽¹⁾	No. Admitted ⁽²⁾	Percentage	No. Qualified ⁽¹⁾	No. Admitted ⁽³⁾	Percentage	No. Qualified ⁽¹⁾	No. Admitted ⁽⁴⁾	Percentage
Arts	Total	68,295	8,227	12.05	68,565	8,617	12.57	65,511	9,891	15.10	64,218	9,418	14.67
	Female	51,352	6,638	12.93	51,487	7,040	13.67	49,802	8,135	16.33	49,420	7,742	15.67
Commerce	Total	37,744	5,225	13.84	40,602	5,299	13.05	40,918	5,441	13.30	38,768	5,793	14.94
	Female	21,412	3,140	14.66	23,097	3,256	14.10	24,050	3,431	14.27	23,288	3,740	16.06
Physical Science	Total	15,514	5,280	34.03	15,634	5,287	33.82	15,809	5,374	33.99	18,211	6,023	33.07
	Female	5,127	1,477	28.81	5,273	1,429	27.10	5,461	1,580	28.93	6,409	1,807	28.19
Biological Science	Total	21,203	6,376	30.07	23,419	6,316	26.97	24,877	6,288	25.28	25,876	7,032	27.18
	Female	14,991	4,383	29.24	16,219	4,138	25.51	17,451	4,285	24.55	18,481	4,807	26.01
Other ⁽⁵⁾	Total	984	92	9.35	1,352	124	9.17	1,582	210	13.27	2,020	324	16.04
	Female	675	56	8.30	917	73	7.96	1,017	80	7.87	1,169	142	12.15
Engineering Technology ⁽⁶⁾	Total							3,947	1,130	28.63	6,711	1,215	18.10
	Female							733	260	35.47	936	183	19.55
Biosystem Technology ⁽⁶⁾	Total							2,906	721	24.81	4,713	857	18.18
	Female							2,245	583	25.97	3,471	685	19.73
Total	Total	143,740	25,200	17.53	149,572	25,643	17.14	155,550	29,055	18.68	160,517	30,662	19.10
	Female	93,557	15,694	16.77	96,993	15,936	16.43	100,759	18,354	18.22	103,174	19,106	18.52

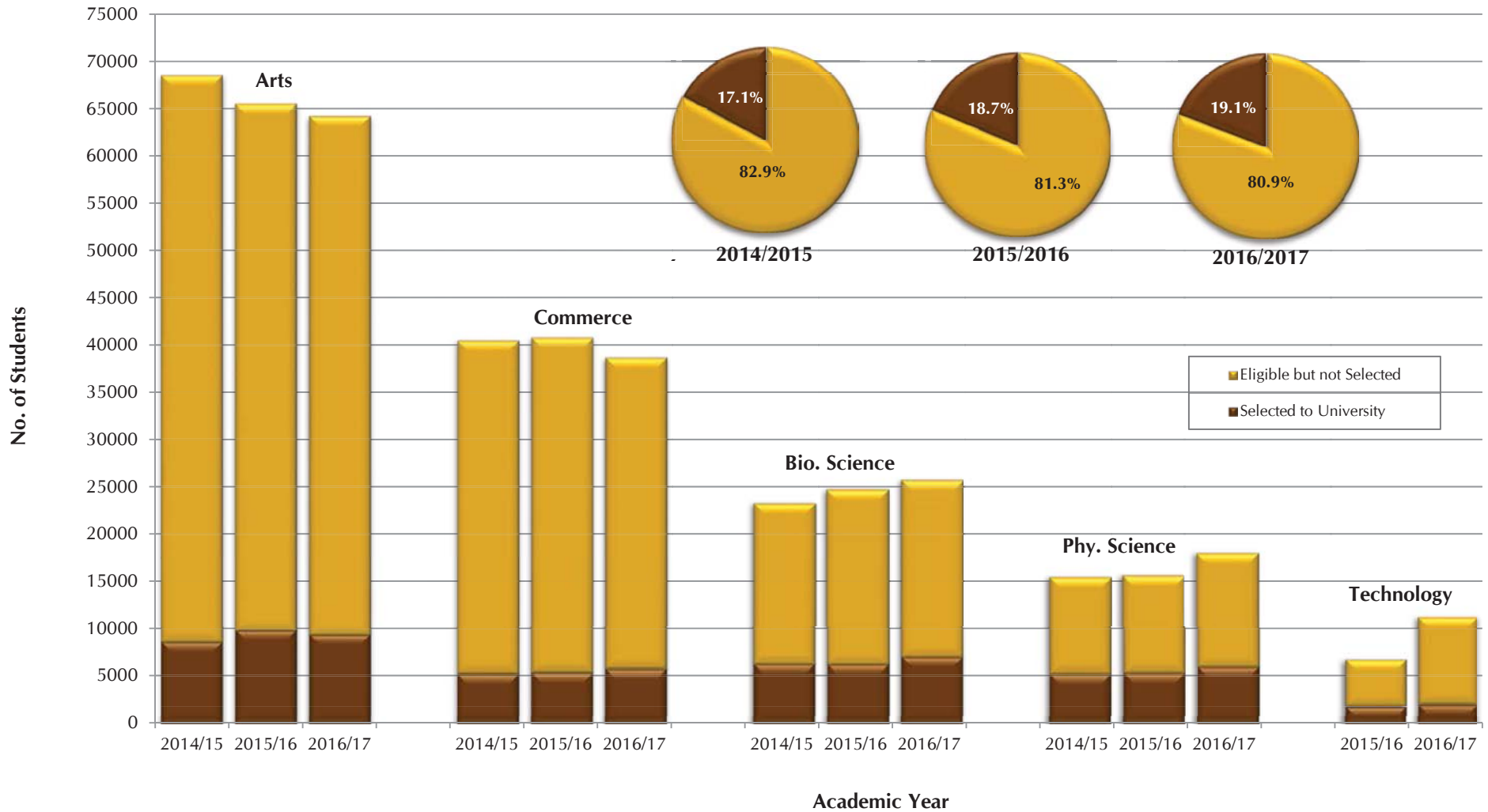
Note :

- (1) All the candidates who attained the minimum requirements for admission to the universities at the GCE (A/L) Examination.
- (2) Excludes 33 students who admitted under foreign Intake and teachers Intake.
- (3) Excludes 28 students who admitted under foreign Intake and teachers Intake.
- (4) Excludes 6 students who admitted under foreign Intake and teachers Intake.
- (5) "Other" refers to odd subject combinations introduced from GCE (A/L) 2011.
- (6) Technology stream was commenced from Academic Year 2015/16.

Chart - 01

COMPOSITION OF STUDENT NUMBER ELIGIBLE TO ENTER AND SELECTED TO HIGHER EDUCATIONAL INSTITUTIONS : Academic Year 2014/15 - 2016/17

(Universities and HEIs established under the Universities Act)



Note : Bar chart does not presents students selected under "other" category.

Table 02 - 02

UNDERGRADUATE ADMISSIONS BY ACADEMIC PROGRAMME AND SEX : Academic Year 2016/2017
(Universities and HEIs established under the Universities Act)

Faculty/ Academic Programme	Sex	University/HEI																		
		Colombo ⁽⁴⁾	Peradeniya	Sri Jayewardenepura	Kelaniya	Moratuwa	Jaffna ⁽⁴⁾	Ruhuna	Eastern ⁽⁴⁾	South Eastern	Rajarata	Sabaragamuwa	Wayamba	Uva	Visual and Performing Arts	Institute of Indigenous Medicine	Gampaha Wickramarachi Ayurveda Institute	Swami Vipulananda Institute	University of Colombo School of Computing	Total
Arts	Female	726	697	725	1261		666	393	641	633	512	269			474			184		7181
	Total	852	856	876	1561		813	483	771	764	584	318			600			224		8702
Management	Female	346	97	644	324	59	315	216	145	83	269	233	370	84						3185
	Total	520	175	1042	500	99	484	321	208	138	424	370	552	128						4961
Commerce	Female			75	127		62		80	85										429
	Total			125	201		107		100	124										657
Law	Female	210	47				36													293
	Total	250	50				48													348
Science	Female	212	404	549	284		242	222	141	157	217	159	150	114						2851
	Total	518	824	991	597		532	458	334	279	405	357	312	190						5797
Medicine	Female	101	119	98	99		92	121	45		114									789
	Total	192	205	160	167		150	180	72		180									1306
Dental Surgery	Female		48																	48
	Total		80																	80
Veterinary Medicine	Female		53																	53
	Total		80																	80
Agriculture	Female		148				64	183	51		120	149	165	161						1041
	Total		249				100	248	78		166	193	236	239						1509

Table 02 - 02

UNDERGRADUATE ADMISSIONS BY ACADEMIC PROGRAMME AND SEX : Academic Year 2016/2017
(Universities and HEIs established under the Universities Act)

Faculty/ Academic Programme	Sex	University/HEI																		
		Colombo ⁽⁴⁾	Peradeniya	Sri Jayewardenepura	Kelaniya	Moratuwa	Jaffna ⁽⁴⁾	Ruhuna	Eastern ⁽⁴⁾	South Eastern	Rajarata	Sabaragamuwa	Wayamba	Uva	Visual and Performing Arts	Institute of Indigenous Medicine	Gampaha Wickramarachi Ayurveda Institute	Swami Vipulananda Institute	University of Colombo School of Computing	Total
Engineering	Female		99	27		198	30	56		15										425
	Total		415	120		832	125	225		91										1808
Fashion Design/ Transport & Logistic Management	Female					58														58
	Total					108														108
Architecture/Quantity Surveying ⁽¹⁾	Female					169														169
	Total					386														386
Computer Science/IT ⁽²⁾	Female		35	28	63	173	56	13	19	97	42	27		70					113	736
	Total		49	49	197	298	126	50	82	121	75	99		117					299	1562
Allied Health Sciences ⁽³⁾	Female	89	133	70	40		129	137	29											627
	Total	130	186	91	48		177	178	37											847
Indigenous Medicine	Female						44		58						191	89				382
	Total						64		78						241	118				501
Technology	Female	88		125	46		113	36	59	86	109		94	84						840
	Total	175		322	161		287	136	80	161	275		247	172						2016
Total	Female	1772	1880	2341	2244	657	1849	1377	1268	1156	1383	837	779	513	474	191	89	184	113	19107
	Total	2637	3169	3776	3432	1723	3013	2279	1840	1678	2109	1337	1347	846	600	241	118	224	299	30668

Note:

- (1) Includes all other courses conducted in the Architecture Faculty such as Design, Town & Country Planning, Landscape Architecture and Facilities Management too.
- (2) Includes the Management & Information Technology, Information Technology, Information & Communication Technology, Information Technology and Management, Computation & Management, Business Information Systems, Information Systems, Computer Science and Technology, etc.
- (3) Includes Nursing, Pharmacy, Medical Laboratories Sciences, Radiography, Physiotherapy and Speech & Hearing Sciences.
- (4) Colombo, Jaffna and Eastern Universities include Sri Palee, Vavuniya and Trincomalee Campuses respectively too.

Chart - 02

UNDERGRADUATE ADMISSIONS BY ACADEMIC PROGRAMME

Academic Year 2014/15 -2016/17

(Universities and HEIs established under the Universities Act)

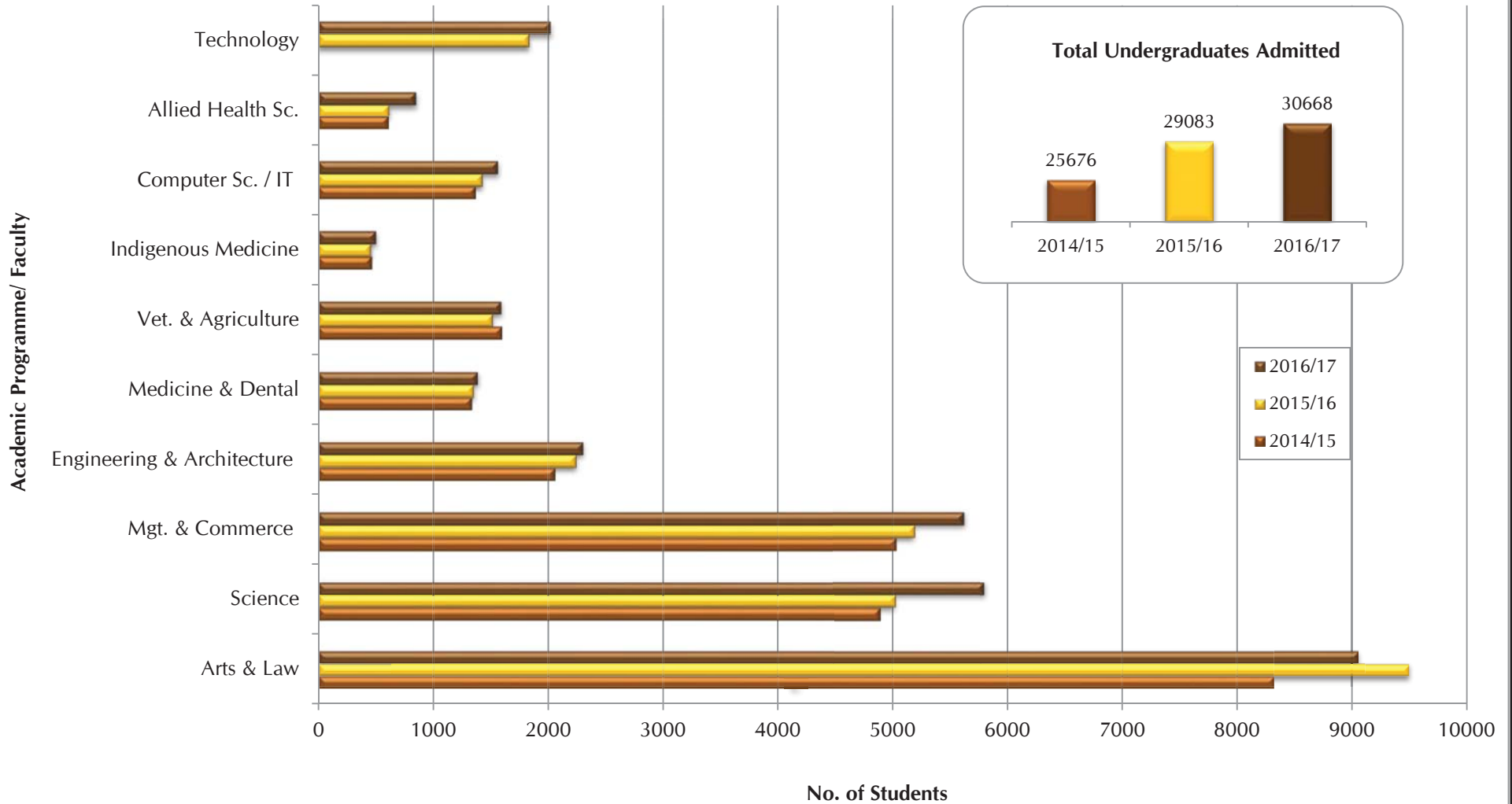


Chart - 03

UNDERGRADUATE ADMISSIONS BY UNIVERSITY : Academic Year 2014/15 - 2016/17

(Universities and HEIs established under the Universities Act)

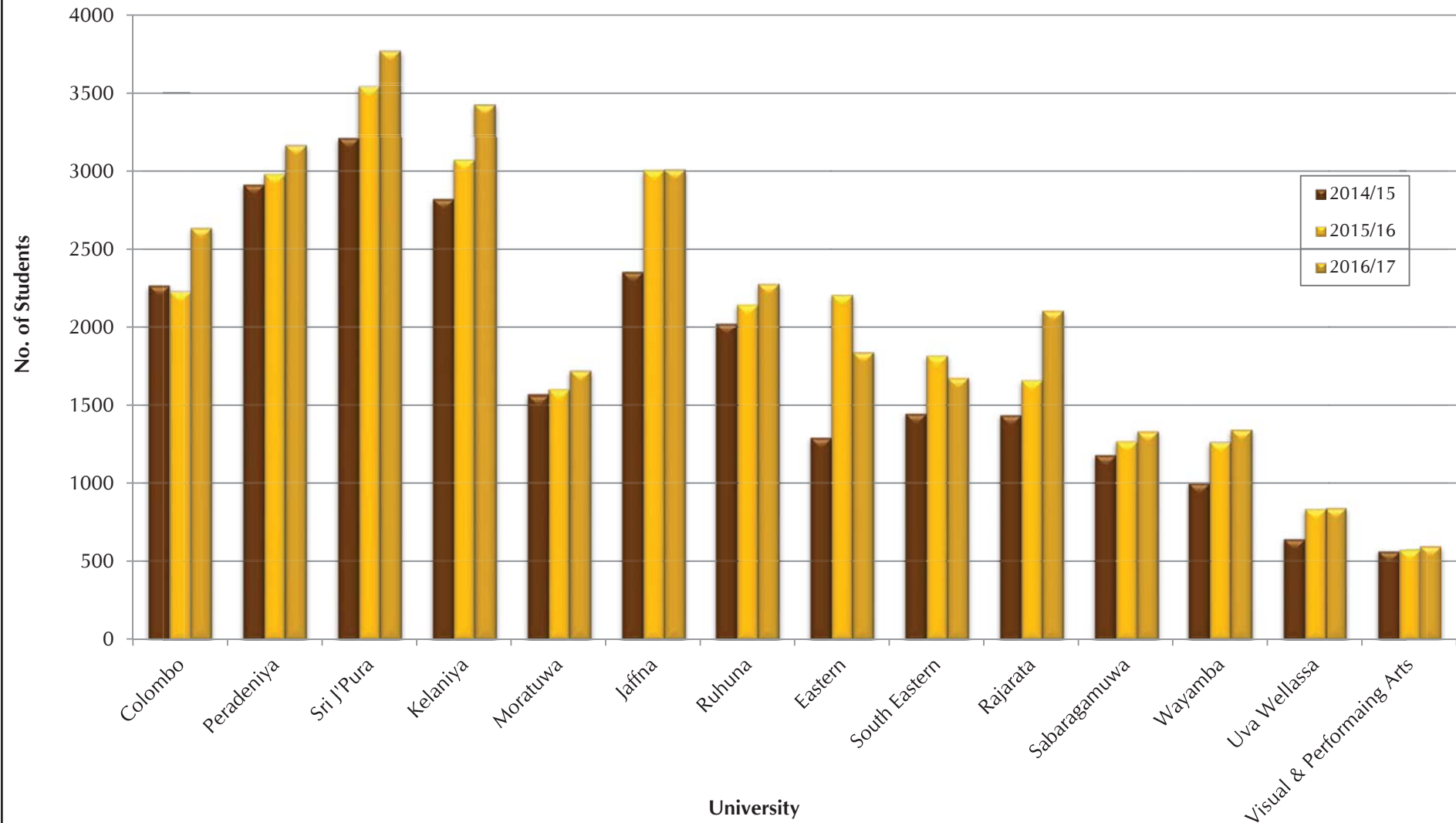


Table 02 - 03

UNDERGRADUATE ADMISSIONS BY DISTRICT : Academic Year 2016/2017
(Universities and HEIs established under the Universities Act)

Academic Programme \ District	District																									Total	
	Colombo	Gampaha	Kalutara	Matale	Kandy	Nuwara Eliya	Galle	Matara	Hambantota	Jaffna	Kilinochi	Mannar	Mullativu	Vauniya	Trincomalee	Batticaloa	Ampara	Puttalam	Kurunegla	Anuradhapura	Polonnaruwa	Badulla	Monaragala	Kegalle	Rathnapura		Special & Additional Intakes
Agri Business Mgt.	4	5	2	1	5	2	4	6	1	1	1	1	1	1	1	1	1	1	2	1	1	1	1	1	3		49
Agri Resource Mgt. & Technology	16	13	8	2	6	4	16	7	7	4	1	1	1	1	2	3	4	4	11	13	3	5	2	5	10	2	151
Agricultural Technology & Management	21	16	10	8	20	5	17	6	7	10	1	1	1	1	3	5	5	6	18	6	3	7	3	8	10	1	199
Agriculture	68	47	33	9	58	16	32	27	18	48	4	4	2	7	11	14	22	18	41	26	8	22	10	22	32	7	606
Animal Science	8	4	5	1	7	1	3	3	1	1	1	1	1	1	1	1	3	1	3	2	1	2	1	3	2	3	61
Animal Science & Fisheries	5	4	2	1	3	1	4	1	3	2	1	1	1	1	1	1	1	1	4	1	1	1	1	3	4	1	50
Applied Sciences (Bio.)	56	24	22	6	29	7	18	15	7	6	1	1	1	2	4	6	7	7	22	11	4	9	4	11	13	4	297
Applied Sciences (Phy.)	91	50	24	7	28	14	40	62	24	11	2	3	2	4	7	14	17	15	33	17	7	22	10	17	29	14	564
Aquatic Resources Technology	7	6	5	1	5	1	3	6	1	1	1	1	1	1	1	1	1	1	3	2	1	2	1	3	2	1	59
Arabic Language	1	38	3	4	19		2								12	13	32	23	27	2				22			198
Architecture	8	7	5	1	4	1	4	3	2	4		1		1	1	1	2	1	4	1		2	1	3	1		58
Art & Design (Ramanathan)				2	2					3	1	2	1	3	2	4	2	2	2	3		1		3			33
Arts	362	393	366	106	323	152	424	297	234	251	55	45	43	47	161	190	191	220	533	251	88	266	162	296	394	622	6472
Arts (SP) ⁽²⁾ / Mass Media	11	8	5	1	5	1	3	5	2								1	4	12		1	6	2	1	10	1	79
Arts (SP) ⁽²⁾ / Performing Arts	8	3	5		7	2	12	5	5								1	1	8	5	1	2		5	8	1	79
Arts (SAB) - A ⁽²⁾	3	13	4	1	4	5	10	4	8	1		1					5	3	15	5		7	3	12	19	70	193
Arts (SAB) - B ⁽²⁾	31	2	2				31	22														1		1	10	1	101
Ayurvedic Medicine & Surgery	50	27	16	4	13	9	19	29	19					2	4		6	12	21	12	4	15	5	11	18	3	299
Biological Science	267	159	98	30	123	36	87	71	48	32	6	7	5	9	19	27	36	42	103	47	20	59	23	61	86	19	1520
Biosystems Technology	58	69	33	14	38	23	26	38	25	48	8	5	5	7	14	23	25	23	60	35	16	34	19	28	43	2	719
Business Information Systems (Special)	10	5	1	1	2	1	1	1	1	1	1	1	1	1	2	2	1	1	2	3	1	1	2	1	4	1	49
Business Science	27	8	5	1	5	3	4	3	3	2	1	1	1	1	2	3	2	3	4	4	1	6	1	3	4	1	99
Commerce	131	59	33	16	33	17	49	24	19	12	2	2	2	7	8	11	14	17	53	23	11	20	12	24	42	16	657

Table 02 - 03 (Contd.)

UNDERGRADUATE ADMISSIONS BY DISTRICT : Academic Year 2016/2017
(Universities and HEIs established under the Universities Act)

Academic Programme \ District	District																									Total	
	Colombo	Gampaha	Kalutara	Matale	Kandy	Nuwara Eliya	Galle	Matara	Hambantota	Jaffna	Kilinochi	Mannar	Mullativu	Vauniya	Trincomalee	Batticaloa	Ampara	Puttalam	Kurunegla	Anuradhapura	Polonnaruwa	Badulla	Monaragala	Kegalle	Rathnapura		Special & Additional Intakes
Communication Studies	4	2	3	3	11	7	5	6	3	1				2	2	4	3	9	7		7	6	7	6	1	99	
Computation & Management	4	3	2	1	3	3	2	3	1	1	1	1	1	2	1	3	1	5	1	1	3	1	2	1	1	49	
Computer Science	98	29	15	6	27	10	36	38	23	17	2	1	1	2	5	7	9	11	21	16	6	12	7	10	18	6	433
Computer Science & Technology	4	4	2	1	2	1	4	3	2	11	1	1	1	1	1	1	3	1	3	2	1	2	1	1	4		58
Computing & Information Systems	12	8	5	2	4	2	6	6	7	12	1	1	1	1	1	2	2	2	5	4	1	4	1	3	6		99
Dance (Ramanathan)	1				3	3				21	2	2	3	4	7	12	8		1			6				1	74
Dance (SVIAS) ⁽²⁾	1				3	2				6	2	1	2	2	4	9	13							3		1	49
Dance (UVPA) ⁽²⁾	26	26	13	3	17	6	12	11	13				1		3		6	11	18	12	3	10	6	10	16	9	232
Dental Surgery	22	4	2	1	3	2	12	4	2	2	1	1	1	1	1	2	2	3	2	1	2	1	2	3	2	80	
Design	17	6	1		11	2	3	2	1					1		1	1	6	1		1		3	1		58	
Drama & Theatre (UVPA) ⁽²⁾	7	5	1	1	3	1	2	1	1							1	1	2	3		1	1	3	4	2	40	
Drama & Theatre (SVIAS) ⁽²⁾	2	1		2	4	2				7	2	1	2	3	2	6	4	1				3		3	3	1	49
Engineering	294	144	81	33	122	42	109	93	64	87	7	6	6	14	26	38	45	48	122	50	25	64	29	52	80	19	1700
Engineering (TM) ⁽²⁾	13	4	3	1	2	1	3	9	1	3	1	1	1	1	1	1	1	1	2	2	1	1	1	1	2	1	59
Engineering (EM) ⁽²⁾	11	3	1	1	2	1	1	7	1	4	1	1	1	1	1	1	1	1	2	1	1	1	1	1	1	1	49
Engineering Technology	98	95	44	27	42	24	49	51	29	34	4	3	3	5	13	24	27	25	59	38	20	37	16	30	60	1	858
Entrepreneurship & Management	20	6	2	1	3	1	5	3	1	1		1	1	1	1	1	1	3	2	1	2	1	1	3	1	64	
Environmental Conservation & Management	8	5	2	2	2	1	3	1	5	5	1	1	1	1	1	2	1	1	2	2	1	4	1	1	5		59
Estate Mgt.& Valuation	7	4	2	2	3	1	3	3	2	3	1	1	1	1	1	1	1	1	2	4	1	2	3	3	5		58
Export Agriculture	7	3	4	1	5	1	4	6	3	1	1	1	1	1	1	1	1	1	6	3	1	2	1	1	2		59
Facilities Management	14	4	1	1	2	1	4	1	1	2	1	1	1	1	2	1	1	1	2	1	1	1	1	1	1	1	49
Fashion Design & Product Development	15	4	4		7	2	6	4										1			1			2	2		48

Table 02 - 03 (Contd.)

UNDERGRADUATE ADMISSIONS BY DISTRICT : Academic Year 2016/2017
(Universities and HEIs established under the Universities Act)

Academic Programme \ District	District																								Total		
	Colombo	Gampaha	Kalutara	Matale	Kandy	Nuwara Eliya	Galle	Matara	Hambantota	Jaffna	Kilinochi	Mannar	Mullativu	Vauniya	Trincomalee	Batticaloa	Ampara	Puttalam	Kurunegla	Anuradhapura	Polonnaruwa	Badulla	Monragala	Kegalle		Rathnapura	Special & Additional Intakes
Film & Television Studies	10	6	5	1	5	1	2	2	1									1	4	2	1	1	2	2	2		48
Fisheries & Marine Sciences	7	10	4	1	3	1	4	2	1	1	1	1	1	1	1	1	1	2	2	2	1	3	1	2	4	2	60
Food & Nutrition	14	8	10	1	5	3	6	6	7	6	1	1	1	1	1	5	2	4	7	3	1	4	2	3	6	1	109
Food Business Management	17	6	2	1	3	2	3	12	1	1	1	1	1	1	1	2	2	2	3	2	1	2	1	4	7	5	83
Food Production & Technology Management	7	9	3	1	3	2	7	4	3	14	1	1	1	1	2	1	2	2	5	2	1	2	1	4	5		84
Food Science & Technology	40	14	9	2	9	4	21	12	9	3	1	1	1	1	2	3	4	4	10	5	2	5	3	6	7	1	179
Green Technology	4	3	1	1	2	1	2	2	1	4	1	1	1	1	1	1	1	1	7	2	1	4	1	2	2		48
Health Promotion	4	4	1	1	2	2	2	2	3	3	1	1	1	1	1	3	6	1	3	1	1	1	1	1	1	2	50
Hospitality Tourism & Events Management	8	8	3	2	3	1	6	4	1	1	1	1	1	1	1	1	1	1	4	2	1	2	1	3	5	1	64
Industrial Information Technology	6	4	3	1	3	1	4	2	1	2	1	1	1	1	2	1	1	1	7	2	1	3	1	4	4	1	59
Industrial Statistics & Mathematical Finance	22	8	4	1	4	2	9	8	2	2	1	1	1	1	1	2	2	2	4	2	1	2	1	2	3	1	89
Information & Communication Tech	19	14	8	5	13	3	7	5	8	11				1	2	6	6	1	9	7	1	9	3	6	4	2	150
Information Communication Tech	38	43	27	17	18	13	22	35	21	26	3	2	1	4	10	11	10	13	25	16	7	21	12	16	25	3	439
Information Systems	25	8	4	1	6	1	6	11	4	5				1	1	2		2	5	3	2	3	2	2	4	1	99
Information Technology	37	16	8	3	9	5	23	10	7	12	1	1	1	1	3	6	4	5	13	6	3	5	3	8	8	1	199
Information Technology & Management	11	10	7	1	6	2	7	9	2	2	1	1	1	1	1	2	2	3	5	4	1	5	3	2	9	1	99
Islamic Studies	4	29	15	9	26	1	3	4	1	1		2			18	13	42	15	33	10	5			13	2		248
Landscape Architecture	15	2	4	1	8	1	7	1	1	1					1		1		2					1			46
Law	61	31	19	5	20	9	23	16	11	7	1	3	1	3	6	10	8	15	21	12	6	14	8	15	21	2	348
Management	717	490	223	73	249	120	258	178	115	106	19	14	15	28	64	86	109	151	285	168	82	147	107	152	244	28	4228
Management & Information Tech	17	16	4	1	5	2	9	6	4	4				1	1	2	2	2	6	3	1	4	1	2	5		98
Management & Information Technology (SEUSL) ⁽²⁾	7	7	5	2	4	5	3	4	4	2	1	2	1	1	4	12	22	5	7	4	2	4	2	3	6	2	121

Table 02 - 03 (Contd.)

UNDERGRADUATE ADMISSIONS BY DISTRICT : Academic Year 2016/2017
(Universities and HEIs established under the Universities Act)

Academic Programme \ District	District																									Total	
	Colombo	Gampaha	Kalutara	Matale	Kandy	Nuwara Eliya	Galle	Matara	Hambantota	Jaffna	Kilinochi	Mannar	Mullativu	Vauniya	Trincomalee	Batticaloa	Ampara	Puttalam	Kurunegla	Anuradhapura	Polonnaruwa	Badulla	Monaragala	Kegalle	Rathnapura		Special & Additional Intakes
Management Studies (TV) - A ⁽²⁾	15	6	4	2	5	4	5	8	3	6	1	1	1	2	2	3	3	3	7	4	2	4	2	3	5	2	103
Management Studies (TV) - B ⁽²⁾	10	6	4	3	5	4	5	3	3	5	1	1	1	3	2	8	4	3	8	5	2	5	2	3	4	3	103
Marine and Fresh Water Sciences	4	3	2	1	3	1	2	1	1	2	1	1	1	1	1	1	1	1	4	2	1	6	1	1	5	1	49
Medical Laboratory Sciences	22	10	8	2	13	4	6	14	5	9	1	1	1	1	2	4	3	4	13	4	2	4	2	5	13	1	154
Medicine	220	108	67	20	82	30	90	72	42	57	7	6	5	17	21	29	35	38	94	44	18	47	19	36	86	16	1306
Mineral Resources & Technology	6	5	2	1	3	1	4	1	2	11	1	1	1	1	1	2	6	1	4	2	1	2	1	1	2	2	65
Molecular Biology and Biochemistry	17	3	2	1	2	1	6	5	1	1	1	1	1	1	1	1	1	1	2	2	1	2	1	1	2	1	59
Music (Ramanathan)	3			4	3	2				30	5	6	7	4	6	9	7	1				10		1			98
Music (SVIAS) ⁽²⁾				4	6	4				8	5	3	3	4	6	16	6	1				9	1		2		78
Music (UVPA) ⁽²⁾	29	25	12	3	18	7	13	12	7						1		6	10	29	11	4	8	4	10	13	9	231
Nursing	37	42	14	6	23	9	26	19	19	17	2	1	1	3	13	13	15	13	27	16	6	19	6	10	20	4	381
Palm and Latex Technology & Value Addition	3	4	7	1	3	1	10	4	1	1	1	1	1	1	1	2	1	1	2	2	1	2	1	3	3	4	62
Peace & Conflict Resolution	1	1	4		4	4	2		4	1					2	1	1			1		1	3		3		33
Pharmacy	18	16	6	3	9	4	13	8	4	11	1	1	1	1	2	7	3	4	12	4	2	7	2	5	14	2	160
Physical Education	3	4	3	1	5	2	2	1	1	1				1	1		2	2	5	3	1	1	2	3	4	2	50
Physical Science	365	222	131	30	167	51	134	116	91	59	8	10	7	12	27	37	49	57	157	63	29	89	32	85	120	30	2178
Physical Science - ICT	21	13	8	1	5	2	5	5	4	4		1				2	1	3	7	6	1	3	2	3	6	1	104
Physiotherapy	11	3	2	1	2	1	8	9	1	1	1	1	1	1	1	1	1	1	3	2	1	2	1	1	2	1	60
Project Management	4	3	2	2	2	1	2	1	2	1	1	1	1	1	3	4	4	2	4	1	1	1	1	1	2	1	49
Public Management (Special)	7	9	3	1	5	3	2	2	1	3	2	2	1	1	1	1	2	3	7	2	1	2	3	5	4	1	74
Quantity Surveying	27	7	4	2	7	3	8	13	2	13	1	1	1	1	2	2	3	3	6	3	3	3	2	3	4	2	126
Radiography	3	4	1	1	1	1	1	1	1	4	1	1	1	1	1	1	1	1	3	1	1	2	1	5	4	1	44

Table 02 - 03 (Contd.)

UNDERGRADUATE ADMISSIONS BY DISTRICT : Academic Year 2016/2017
(Universities and HEIs established under the Universities Act)

Academic Programme \ District	District																								Total		
	Colombo	Gampaha	Kalutara	Matale	Kandy	Nuwara Eliya	Galle	Matara	Hambantota	Jaffna	Kilinochi	Mannar	Mullativu	Vavuniya	Trincomalee	Batticaloa	Ampara	Puttalam	Kurunegla	Anuradhapura	Polonnaruwa	Badulla	Monaragala	Kegalle		Rathnapura	Special & Additional Intakes
Science & Technology	6	8	2	1	3	1	4	3	2	8	1	1	1	1	2	1	1	2	3	2	1	3	1	2	3	1	64
Siddha Medicine	12	9	7	2	8	5	5	5		17	1	4	1	3	10	13	5	3	7	4	2	6		4	6	3	142
Software Engineering	8	4	1	1	4	1	2	3	1	6	1	1	1	1	1	1	1	1	2	1	1	1	1	1	2	1	49
Speech & Hearing Sciences	3	3	4	1	2	1	3	2	2	1	2	1	1	1	3	1	1	2	6	1	1	2	1	2	1		48
Sports Sciences & Management	16	10	8	1	12	1	4	4	2	4		1	1			2	2	2	7	2		3	1	5	5	1	94
Statistics & Operations Research	7	7	2	1	8	2	2	3	2	6	1	1	1	1	1	1	1	2	4	2	1	3	1	4	4		68
Surveying Science	5	5	4	1	4	2	6	4	3	14	1	1	1	1	1	1	2	2	4	2	1	2	1	2	8		78
Tea Technology & Value Addition	11	4	3	1	3	2	4	4	3	1	1	1	1	1	1	1	1	2	2	3	1	2	1	1	3	1	59
Teaching English as a Second Language	11	7	3	2	10		3	3											4			1		1	3	1	49
Tourism & Hospitality Management	9	9	7	6	7	11	7	4	2	2	1	1	1	1	1	2	4	4	12	4	3	3	2	7	8	1	119
Town & Country Planning	8	5	3	1	5	1	3	1	1	1	1	1	1	1	1	1	1	1	4	1	1	1	1	2	1	1	49
Translation Studies	7	7	4	1	6	1	4	3										1	5		1	3		3	2	1	49
Translation Studies (UJA) ⁽²⁾			2	1		2				2	1	1	1	1	1	1	1	2	4	2	1			2			25
Transport & Logistics Management	18	3	2	1	4	1	5	4	1	1	1	1	1	1	1	1	1	2	2	1	2	1	1	2	1	1	60
Unani Medicine & Surgery	4	3	2	1	2	1	2	1	1	2	1	1	1	1	2	7	9	3	3	4	1	2	1	1	2	2	60
Veterinary Science	17	4	2	1	8	2	9	7	2	3	1	1	1	1	1	1	2	2	3	2	1	2	1	2	3	1	80
Visual & Technological Arts (SVIAS) ⁽²⁾				2		1		2		7	2	1	1	2	2	7	9	5	4	1	1				1		48
Visual Arts (UVPA) ⁽²⁾	8	14	6	3	7	3	5	5	6						2		1	2	7	7	1	6	1	6	6	1	97
Total	3994	2662	1592	555	1892	777	1924	1575	1026	1190	209	198	179	263	583	785	939	944	2198	1097	457	1170	600	1168	1719	972	30668

Note :

- (1) "Special & Additional Intakes" refers to the students admitted on the basis of Special Categories such as blind and differently abled, excelled in fields other than studies, armed forces, foreign, teachers ... etc., on the recommendation of the Appeals Committee and the Additional Intake, for special subjects such as Japanies, English, History... etc.
- (2) Abbreviation : UJA - University of Jaffna, SP - Sripalee Campus, SAB - Sabaragamuwa University, SEUSL - South Eastern University, UVPA - University of Visual and Performing Arts, TV-Trincomalee & Vavuniya Campuses, SVIAS - Swamy Vipulananda Institute of Aesthetic Studies, EM - Earth Resources Engineering, TM - Textile & Colothing Technology, KLN - University of Kelaniya
SAB (A) - from Arts Stream to Sabaragamuwa University, SAB (B) - from Commerce Stream to Sabaragamuwa University
TV (A) - from Commerce Stream to Trincomalee & Vavuniya Campuses, TV (B) - from All Streams to Trincomalee & Vavuniya Campuses

Chart - 04

UNDERGRADUATE ADMISSIONS BY DISTRICT AND ADMISSION CATEGORY :

Academic Year 2016/2017

(Universities and HEIs established under the Universities Act)

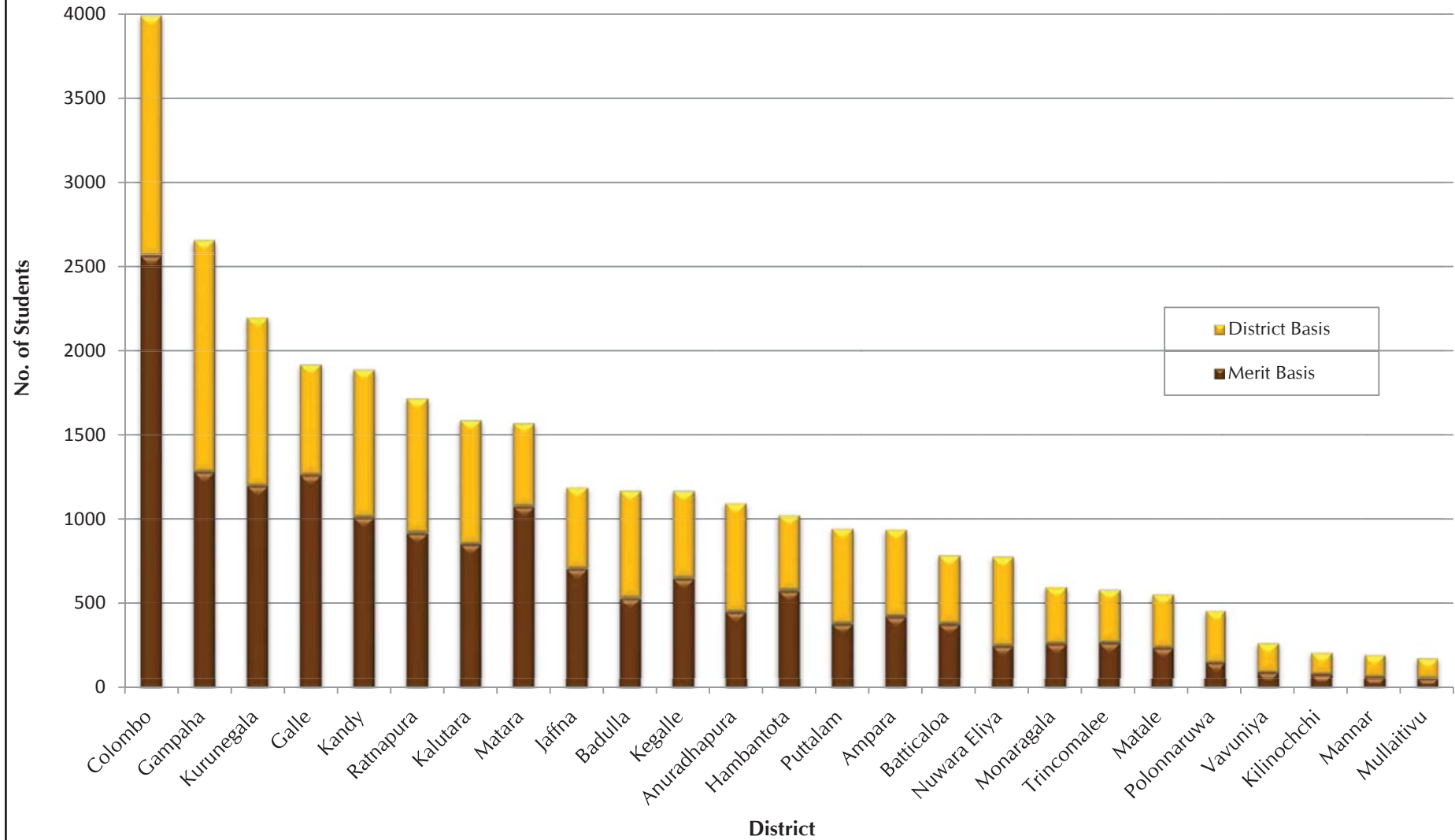


Table 02 - 04

UNDERGRADUATE ADMISSIONS BY ACADEMIC PROGRAMME AND ADMISSION POLICY : Academic Year 2016/2017
(Universities and HEIs established under the Universities Act)

Faculty/Academic Programme	District																									Total		
	Admission Category ⁽²⁾	Colombo	Gampaha	Kalutara	Matale	Kandy	Nuwara Eliya	Galle	Matara	Hambantota	Jaffna	Kilinochchi	Mannar	Mullativu	Vauniya	Trincomalee	Batticaloa	Ampara	Puttalam	Kurunegala	Anuradhapura	Polonnaruwa	Badulla	Monaragala	Kegalle		Rathnapura	Special & Additional Intakes ⁽¹⁾
Arts ⁽³⁾	Merit	476	530	426	132	439	184	509	360	272	295	63	53	51	55	203	251	292	280	673	294	97	308	181	376	471		7271
	Other	54	50	27	21	47	23	24	22	13	44	12	12	13	15	28	32	49	27	44	28	10	43	10	28	33	722	1431
Management	Merit	512	248	94	25	102	32	154	100	33	28	4	1	2	7	13	24	22	49	118	53	27	36	47	69	108		1908
	Other	312	301	161	68	185	117	143	109	100	102	24	23	22	33	65	86	109	123	218	143	68	138	76	112	176	39	3053
Commerce	Merit	91	20	11	8	9	2	31	10	6				3				1	24	5	2	3	2	10	19		257	
	Other	40	39	22	8	24	15	18	14	13	12	2	2	2	4	8	11	14	16	29	18	9	17	10	14	23	16	400
Law	Merit	39	10	8		7	1	13	8	4			2		1	2	4		6	6	2	1	5	3	7	9		138
	Other	22	21	11	5	13	8	10	8	7	7	1	1	1	2	4	6	8	9	15	10	5	9	5	8	12	2	210
Science	Merit	614	217	156	16	208	5	197	203	102	66				2	1	13	24	12	136	17		70	4	87	110		2260
	Other	353	349	187	75	216	130	165	122	114	114	30	36	29	39	72	99	121	140	250	161	76	155	86	127	205	86	3537
Medicine	Merit	139	29	25	3	34		53	44	16	28	2	1	1	10	5	7	7	5	38	7	1	12		7	40		514
	Other	81	79	42	17	48	30	37	28	26	29	5	5	4	7	16	22	28	33	56	37	17	35	19	29	46	16	792
Dental Surgery	Merit	16						10	2																			28
	Other	6	4	2	1	3	2	2	2	2	2	1	1	1	1	1	1	2	2	3	2	1	2	1	2	3	2	52
Veterinary Medicine	Merit	12				5		7	5																			29
	Other	5	4	2	1	3	2	2	2	2	3	1	1	1	1	1	1	2	2	3	2	1	2	1	2	3	1	51
Agriculture	Merit	80	29	34	6	62	4	64	54	20	52	2	1		4	4	7	11	5	43	21	1	12	1	26	33		576
	Other	90	91	46	22	54	34	42	31	29	36	13	14	13	14	22	25	31	35	61	42	22	40	23	31	50	22	933
Engineering	Merit	208	42	27	11	59	2	62	70	30	58	1		1	4	5	9	8	5	49	2	2	19	3	14	19		710
	Other	110	109	58	24	67	42	51	39	36	36	8	8	7	12	23	31	39	45	77	51	25	47	28	40	64	21	1098
Fashion Design/ Transport & Logistic Management	Merit	21	2			3		5	5													1			1	1		39
	Other	12	5	6	1	8	3	6	3	1	1	1	1	1	1	1	1	1	2	2	2	1	2	1	2	3	1	69
Architecture/Quantity Surveying ⁽⁴⁾	Merit	54	9	5		15	1	13	12	2	14					2		2		3		1			3			136
	Other	35	22	13	6	22	8	16	9	6	7	3	4	3	4	6	5	7	7	21	7	4	8	5	10	8	4	250

Table 02 - 04 (Contd.)

UNDERGRADUATE ADMISSIONS BY ACADEMIC PROGRAMME AND ADMISSION POLICY : Academic Year 2016/2017
(Universities and HEIs established under the Universities Act)

Faculty/Academic Programme	District																									Total		
	Admission Category ⁽²⁾	Colombo	Gampaha	Kalutara	Matale	Kandy	Nuwara Eliya	Galle	Matara	Hambantota	Jaffna	Kilinochchi	Mannar	Mullativu	Vauniya	Trincomalee	Batticaloa	Ampara	Puttalam	Kurunegala	Anuradhapura	Polonnaruwa	Badulla	Monaragala	Kegalle		Rathnapura	Special & Additional Intakes ⁽¹⁾
Computer Science/IT ⁽⁵⁾	Merit	159	32	15	4	28	4	65	68	34	56		1			6	17	26	3	22	12	1	12	6	10	26		607
	Other	99	96	50	22	60	33	45	33	31	30	11	10	10	14	20	28	30	33	68	44	21	44	22	35	49	17	955
Allied Health Sciences ⁽⁶⁾	Merit	44	27	9	2	19		34	36	15	27	2			1	10	11	7	4	27	5	1	14		10	24		329
	Other	50	51	26	12	31	20	23	17	17	16	6	6	6	7	12	16	17	21	37	23	12	22	13	18	30	9	518
Indigenous Med	Merit	33	7	7		3	4	11	24	13	15		3		2	9	17	10	5	8	5		8	1	4	7		196
	Other	33	32	18	7	20	11	15	11	7	4	2	2	2	4	7	3	10	13	23	15	7	15	5	12	19	8	305
Technology	Merit	69	83	39	32	23	13	40	79	35	70	7	4	3	4	11	23	18	10	57	31	15	38	16	29	55		804
	Other	125	124	65	26	75	47	57	45	40	38	8	6	6	12	26	35	44	51	87	58	28	54	31	45	73	6	1212
Total	Merit	2567	1285	856	239	1016	252	1268	1080	582	709	81	66	58	93	271	383	427	385	1204	454	150	537	264	653	922		15802
	Other	1427	1377	736	316	876	525	656	495	444	481	128	132	121	170	312	402	512	559	994	643	307	633	336	515	797	972	14866
Grand Total		3994	2662	1592	555	1892	777	1924	1575	1026	1190	209	198	179	263	583	785	939	944	2198	1097	457	1170	600	1168	1719	972	30668

Note:

- (1) Special & Additional Intakes refers to the students admitted on the basis of Special Categories such as blind and differently abled, excelled in fields other than studies, armed forces, foreign, teachers etc. , on the recommendation of the Appeals Committee and Additional Intakes for special subjects in Arts such as Japanies, English, History etc.
- (2) "Other" refers to students admitted under District quota and Underprivileged District quota.
- (3) Admission to Arts Degree programme is purely on merit however, policy ensures the number selected from each district to be not less than the number admitted in 1993/94 or 2002/2003, which ever is greater. This adjustment is shown under the Other category
- (4) Includes all other courses conducted in the Architecture Faculty such as Design, Town & Country Planning, Landscape Architecture and Facilities Management too.
- (5) Includes the Management & Information Technology, Information Technology, Information & Communication Technology, Information Technology and Management, Computation & Management, Business Information Systems, Information Systems, Computer Science and Technology, etc.
- (6) Includes Nursing, Pharmacy, Medical Laboratories Sciences, Radiography, Physiotherapy and Speech & Hearing Sciences.

Chart - 05

ETHNIC COMPOSITION OF UNDERGRADUATE ADMISSIONS BY ACADEMIC PROGRAMME Academic Year 2016/2017 (Universities and HEIs established under the Universities Act)

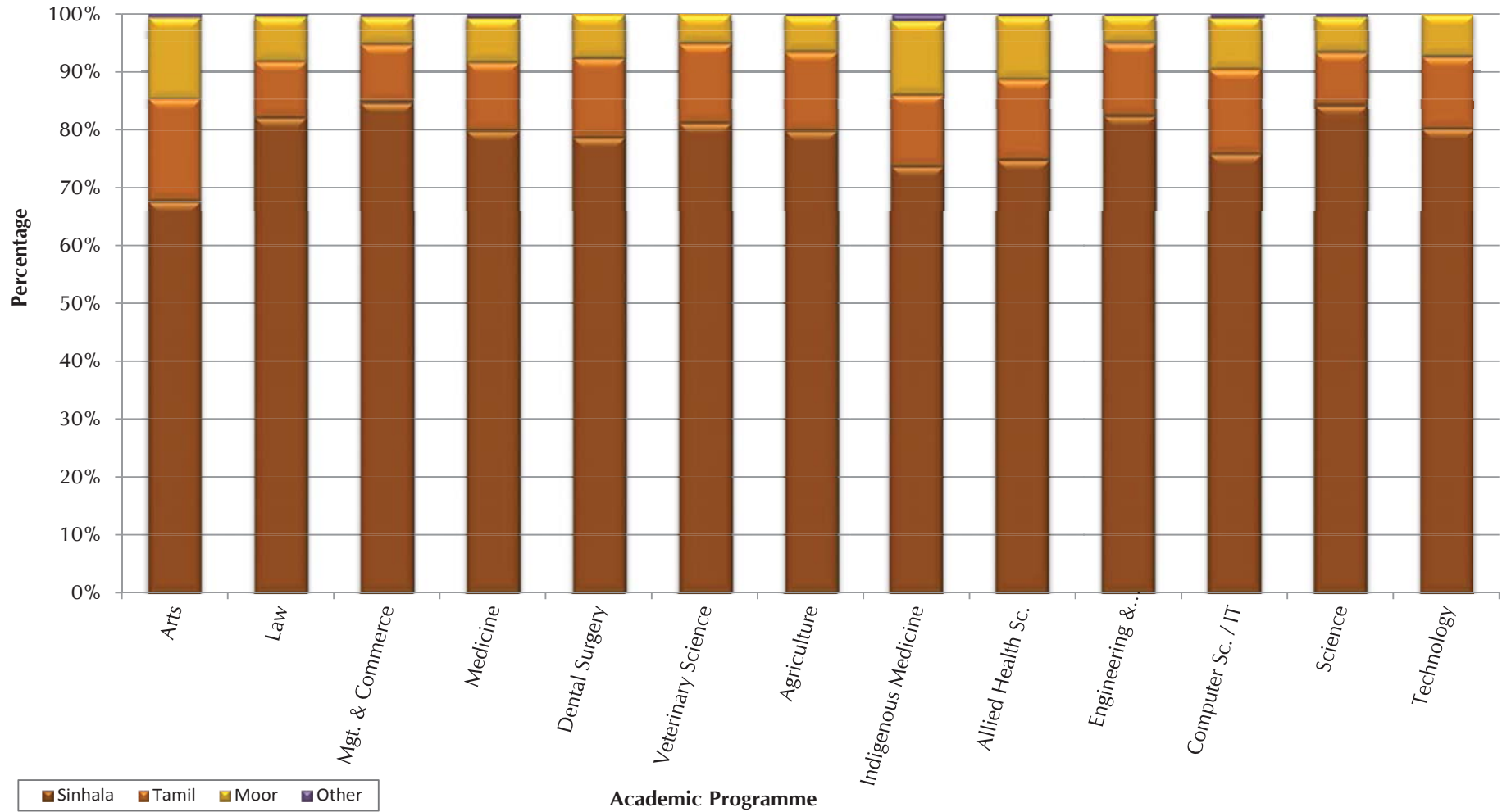


Table 02 - 05

**UNDERGRADUATE ADMISSIONS BY ACADEMIC PROGRAMME, HIGHER EDUCATIONAL INSTITUTION AND ETHNICITY : Academic
Year 2016/2017
(Universities and HEIs established under the Universities Act)**

University/HEI	Faculty/Academic Programme Ethnicity	Arts	Management	Commerce	Law	Science	Medicine	Dental Surgery	Veterinary Medicine	Agriculture	Engineering	Indigenous Medicine	Allied Health Sciences (1)	Fashion Design/ Transport & Logistic Management	Architecture/Quantity Surveying (2)	Computer Science/IT (3)	Technology	Total
Colombo ⁽⁵⁾	Sinhala	779	470		222	467	155						107				128	2328
	Tamil	24	28		15	30	23						14				29	163
	Moor	44	18		12	19	10						9				18	130
	Other	4	4		1	1	2											12
Peradeniya	Sinhala	670	126		41	766	165	63	65	213	359		129			35		2632
	Tamil	92	33		6	31	25	11	11	30	40		35			10		324
	Moor	90	16		3	25	15	6	4	6	15		21			4		205
	Other	4				2					1		1					8
Sri Jayewardenepura	Sinhala	870	953	117		933	142				109		78			36	279	3517
	Tamil	2	59	6		30	13				6		10			10	29	165
	Moor	3	26	2		26	5				5		3			2	14	86
	Other		4			2										1		7
Kelaniya	Sinhala	1535	474	190		545	143						30			164	129	3210
	Tamil	11	13	7		29	2						7			23	20	112
	Moor	15	12	4		20	20						11			10	12	104
	Other		1			3	2											6
Moratuwa	Sinhala		81								683			99	314	234		1411
	Tamil		9								120			5	54	37		225
	Moor		8								27			3	18	25		81
	Other		1								1			1		2		5
Jaffna ⁽⁵⁾	Sinhala	3	203	76	23	315	54			35	62		97			87	175	1130
	Tamil	697	252	24	13	149	73			54	49	35	41			22	78	1487
	Moor	108	26	7	12	66	23			11	14	26	38			16	34	381
	Other	5	3			2						3	1			1		15
Ruhuna	Sinhala	482	305			427	174			205	199		167			49	115	2123
	Tamil		2			16				26	12		4			1	10	71
	Moor	1	13			14	5			17	13		7				11	81
	Other		1			1	1				1							4

Table 02 - 05 (Contd.)

**UNDERGRADUATE ADMISSIONS BY ACADEMIC PROGRAMME, HIGHER EDUCATIONAL INSTITUTION AND ETHNICITY : Academic
Year 2016/2017
(Universities and HEIs established under the Universities Act)**

University/HEI	Faculty/Academic Programme Ethnicity	Arts	Management	Commerce	Law	Science	Medicine	Dental Surgery	Veterinary Medicine	Agriculture	Engineering	Indigenous Medicine	Allied Health Sciences ⁽¹⁾	Fashion Design/ Transport & Logistic Management	Architecture/Quantity Surveying ⁽²⁾	Computer Science/IT ⁽³⁾	Technology	Total
Eastern ⁽⁵⁾	Sinhala	85	139	87		237	49			48		55	27			59	68	854
	Tamil	419	56	7		59	17			18		16	7			16	8	623
	Moor	263	13	4		34	5			12		7	3			7	4	352
	Other	4		2		4	1											11
South Eastern	Sinhala	4	67	102		171					73					51	118	586
	Tamil	72	7	6		47					5					24	21	182
	Moor	672	63	15		60					13					44	22	889
	Other	16	1	1		1										2		21
Rajarata	Sinhala	580	399			339	160			141						58	238	1915
	Tamil	1	15			32	2			6						11	21	88
	Moor	1	10			33	17			18						6	16	101
	Other	2				1	1			1								5
Sabaragamuwa	Sinhala	302	350			292				179						75		1198
	Tamil	9	11			43				8						20		91
	Moor	5	8			21				5						4		43
	Other	2	1			1				1								5
Wayamba	Sinhala		513			272				186							214	1185
	Tamil		18			21				34							24	97
	Moor		19			18				15							9	61
	Other		2			1				1								4
Uva Wellassa	Sinhala		111			127				199						79	154	670
	Tamil		13			42				30						26	12	123
	Moor		4			19				10						12	6	51
	Other					2												2
Visual and Performing Arts	Sinhala	596																596
	Tamil	3																3
	Moor	1																1
	Other																	

Table 02 - 05 (Contd.)

**UNDERGRADUATE ADMISSIONS BY ACADEMIC PROGRAMME, HIGHER EDUCATIONAL INSTITUTION AND ETHNICITY : Academic
Year 2016/2017**
(Universities and HEIs established under the Universities Act)

University/HEI	Faculty/Academic Programme Ethnicity	Arts	Management	Commerce	Law	Science	Medicine	Dental Surgery	Veterinary Medicine	Agriculture	Engineering	Indigenous Medicine	Allied Health Sciences (¹)	Fashion Design/ Transport & Logistic Management	Architecture/Quantity Surveying (²)	Computer Science/IT (³)	Technology	Total
Institute of Indigenous Medicine	Sinhala											197						197
	Tamil											11						11
	Moor											31						31
	Other											2						2
Gampaha Wickramarachi Ayurveda Instititue	Sinhala											118						118
	Tamil																	
	Moor																	
	Other																	
Swami Vipulananda Institute	Sinhala	1																1
	Tamil	202																202
	Moor	21																21
	Other																	
University of Colombo School of Computing	Sinhala																259	259
	Tamil																29	29
	Moor																9	9
	Other																2	2
Total	Sinhala	5907	4191	572	286	4891	1042	63	65	1206	1485	370	635	99	314	1186	1618	23930
	Tamil	1532	516	50	34	529	155	11	11	206	232	62	118	5	54	229	252	3996
	Moor	1224	236	32	27	355	100	6	4	94	87	64	92	3	18	139	146	2627
	Other	37	18	3	1	21	7			3	3	5	2	1		8		109
Grand Total		8700	4961	657	348	5796	1304	80	80	1509	1807	501	847	108	386	1562	2016	30662 ⁽⁴⁾

Note

- (1) Includes Nursing, Pharmacy, Medical Laboratories Sciences, Radiography, Physiotherapy and Speech & Hearing Sciences.
- (2) Includes all other courses conducted in the Architecture Faculty such as Design, Town & Country Planning, Landscape Architecture and Facilities Management.
- (3) Includes the Management & Information Technology, Information Technology, Information & Communication Technology, Information Technology and Management, Computation & Management, Business Information Systems, Information Systems, Computer Science and Technology, etc.
- (4) Excludes 6 students who admitted under foreign Intake and teachers Intake as their ethnicity is not available.
- (5) Colombo, Jaffna and Eastern Universities include Sri Palee, Vavuniya and Trincomalee Campuses respectively too.