

UNIVERSITY ADMISSION

CHAPTER 2

University Admission means selection of students by the UGC for registration to undergraduate courses of the Universities and Higher Educational Institutes (HEIs) established under the Universities Act.

This Chapter represents the summary of undergraduate students selected to said Universities & HEIs for the Academic Year 2015/2016 based on the results of the GCE (A/L) Examination held in 2015, admitted in 2016.

Accordingly, undergraduate admission presented in this Chapter refers to the count of students selected to said Universities & HEIs by UGC for 2015/2016 intake.

Table 02 - 01

NUMBER OF CANDIDATES QUALIFYING AND ADMITTED TO UNDERGRADUATE COURSES OF THE HIGHER EDUCATIONAL INSTITUTIONS : Academic Years 2012/2013 - 2015/2016
(Universities and HEIs established under the Universities Act)

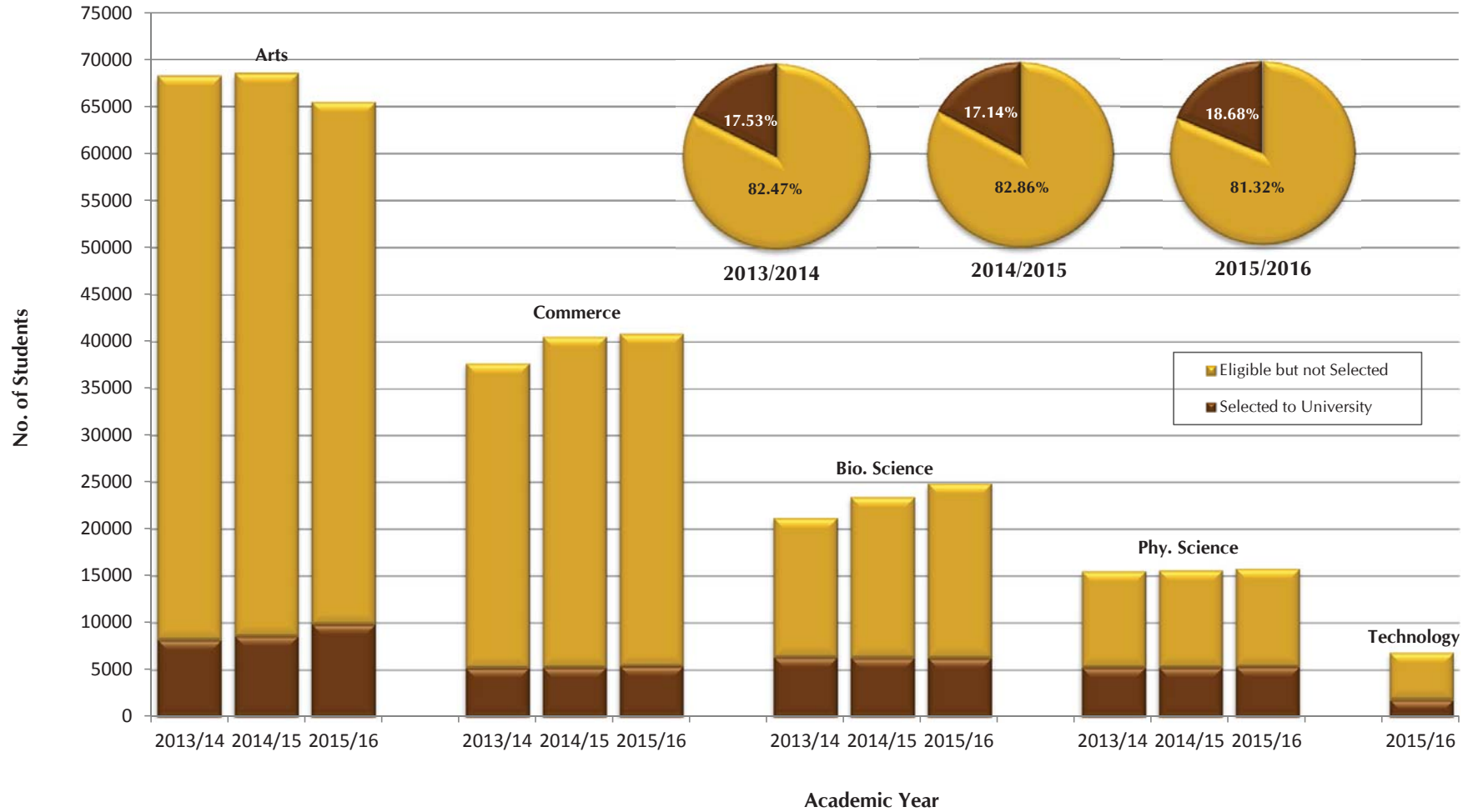
Year of GCE (A/L)		2012			2013			2014			2015		
Year of Admission		2012/2013			2013/2014			2014/2015			2015/2016		
Subject Stream		No. Qualified ⁽¹⁾	No. Admitted	Percentage	No. Qualified ⁽¹⁾	No. Admitted	Percentage	No. Qualified ⁽¹⁾	No. Admitted	Percentage	No. Qualified ⁽¹⁾	No. Admitted ⁽²⁾	Percentage
Arts	Total	69,103	7,995	11.57	68,295	8,227	12.05	68,565	8,617	12.57	65,511	9,891	15.10
	Female	51,695	6,456	12.49	51,352	6,638	12.93	51,487	7,040	13.67	49,802	8,135	16.33
Commerce	Total	40,532	4,966	12.25	37,744	5,225	13.84	40,602	5,299	13.05	40,918	5,441	13.30
	Female	22,353	2,903	12.99	21,412	3,140	14.66	23,097	3,256	14.10	24,050	3,431	14.27
Physical Science	Total	13,229	5,043	38.12	15,514	5,280	34.03	15,634	5,287	33.82	15,809	5,374	33.99
	Female	4,237	1,376	32.48	5,127	1,477	28.81	5,273	1,429	27.10	5,461	1,580	28.93
Biological Science	Total	21,229	6,129	28.87	21,203	6,376	30.07	23,419	6,316	26.97	24,877	6,288	25.28
	Female	14,929	4,618	30.93	14,991	4,383	29.24	16,219	4,138	25.51	17,451	4,285	24.55
Other ⁽³⁾	Total	723	65	8.99	984	92	9.35	1,352	124	9.17	1,582	210	13.27
	Female	531	40	7.53	675	56	8.30	917	73	7.96	1,017	80	7.87
Engineering Technology ⁽⁴⁾	Total										3,947	1,130	28.63
	Female										733	260	35.47
Biosystem Technology ⁽⁴⁾	Total										2,906	721	24.81
	Female										2,245	583	25.97
Total	Total	144,816	24,198	16.71	143,740	25,200	17.53	149,572	25,643	17.14	155,550	29,055	18.68
	Female	93,745	15,393	16.42	93,557	15,694	16.77	96,993	15,936	16.43	100,759	18,354	18.22

Note :

- (1) All the candidates who attained the minimum requirements for admission to the universities at the GCE (A/L) Examination.
- (2) Excludes 28 students who admitted under foreign Intake and teachers Intake.
- (3) "Other" refers to the odd subject combinations introduced from GCE (A/L) 2011.
- (4) Technology stream was commenced from Academic Year 2015/16.

Chart - 01

COMPOSITION OF STUDENT NUMBER ELIGIBLE TO ENTER AND ADMITTED TO HIGHER EDUCATIONAL INSTITUTIONS : Academic Year 2013/14 - 2015/16
(Universities and HEIs established under the Universities Act)



Note : Bar chart does not presents students selected under "other" category.

Table 02 - 02

UNDERGRADUATE ADMISSIONS BY ACADEMIC PROGRAMME AND SEX : Academic Year 2015/2016
(Universities and HEIs established under the Universities Act)

Faculty /Academic Programme	University/HEI	Sex	Colombo ⁽⁴⁾	Peradeniya	Sri Jayewardenepura	Kelaniya	Moratuwa	Jaffna ⁽⁴⁾	Ruhuna	Eastern ⁽⁴⁾	South Eastern	Rajarata	Sabaragamuwa	Wayamba	Uva	Visual and Performing Arts	Institute of Indigenous Medicine	Gampaha Wickramarachi Ayurveda Institute	Swami Vipulananda Institute	University of Colombo School of Computing	Total
Arts	Female		702	795	743	1202		792	344	979	727	335	302			437			176		7534
	Total		814	987	940	1418		977	421	1197	866	384	345			577			215		9141
Management	Female		286	90	680	236		279	202	135	79	221	223	328	73						2832
	Total		427	150	1043	400		454	320	203	139	377	360	501	127						
Commerce	Female				80	141		65		66	82										434
	Total				126	206		116		100	126										
Law	Female		216	46				37													299
	Total		250	50				48													
Science	Female		225	255	414	283		216	216	150	158	164	159	159	97						2496
	Total		515	529	722	582		527	453	312	309	245	328	309	180						
Medicine	Female		107	125	92	90		88	98	41		111									752
	Total		195	205	150	161		136	163	76		180									
Dental Surgery	Female			58																	58
	Total			81																	
Veterinary Medicine	Female			53																	53
	Total			81																	
Agriculture	Female			143				73	158	56		114	98	151	170						963
	Total			252				100	252	80		155	139	211	242						

Table 02 - 02

UNDERGRADUATE ADMISSIONS BY ACADEMIC PROGRAMME AND SEX : Academic Year 2015/2016
(Universities and HEIs established under the Universities Act)

Faculty /Academic Programme	Sex	University/HEI																		Total
		Colombo ⁽⁴⁾	Peradeniya	Sri Jayewardenepura	Kelaniya	Moratuwa	Jaffna ⁽⁴⁾	Ruhuna	Eastern ⁽⁴⁾	South Eastern	Rajarata	Sabaragamuwa	Wayamba	Uva	Visual and Performing Arts	Institute of Indigenous Medicine	Gampaha Wickramarachi Ayurveda Institute	Swami Vipulananda Institute	University of Colombo School of Computing	
Engineering	Female		105	22		173	19	53		21										393
	Total		415	120		833	76	225		97										1766
Fashion Design/ Transport & Logistic Management	Female					63														63
	Total					103														103
Architecture/ Quantity Surveying ⁽²⁾	Female					155														155
	Total					366														366
Computer Science/IT ⁽³⁾	Female		37	29	26	186	56	13	8	97	43	32		72					117	716
	Total		50	49	97	300	124	50	62	121	76	101		118					273	1421
Allied Health Sciences ⁽¹⁾	Female	25	132	60	45		64	96	27											449
	Total	30	183	75	50		107	126	41											612
Indigenous Medicine	Female						45		33						171	90				339
	Total						50		50						238	118				456
Technology	Female			160	54		113	39	70	91	107		106	93						833
	Total			322	161		294	136	87	161	245		247	172						1825
Total	Female	1561	1839	2280	2077	577	1847	1219	1565	1255	1095	814	744	505	437	171	90	176	117	18369
	Total	2231	2983	3547	3075	1602	3009	2146	2208	1819	1662	1273	1268	839	577	238	118	215	273	29083

Note:

- (1) Includes Nursing, Pharmacy, Medical Laboratories Sciences, Radiography, Physiotherapy and Speech & Hearing Sciences.
- (2) Includes all other courses conducted in the Architecture Faculty such as Design, Town & Country Planning, Landscape Architecture and Facilities Management too.
- (3) Includes the Management & Information Technology, Information Technology, Information & Communication Technology, Information Technology and Management, Computation & Management, Business Information Systems, Information Systems, Computer Science and Technology, etc.
- (4) Colombo, Jaffna and Eastern Universities include Sri Palee, Vavuniya and Trincomalee Campuses respectively too.

Chart - 02

UNDERGRADUATE ADMISSIONS BY ACADEMIC PROGRAMME

Academic Year 2013/14 -2015/16

(Universities and HEIs established under the Universities Act)

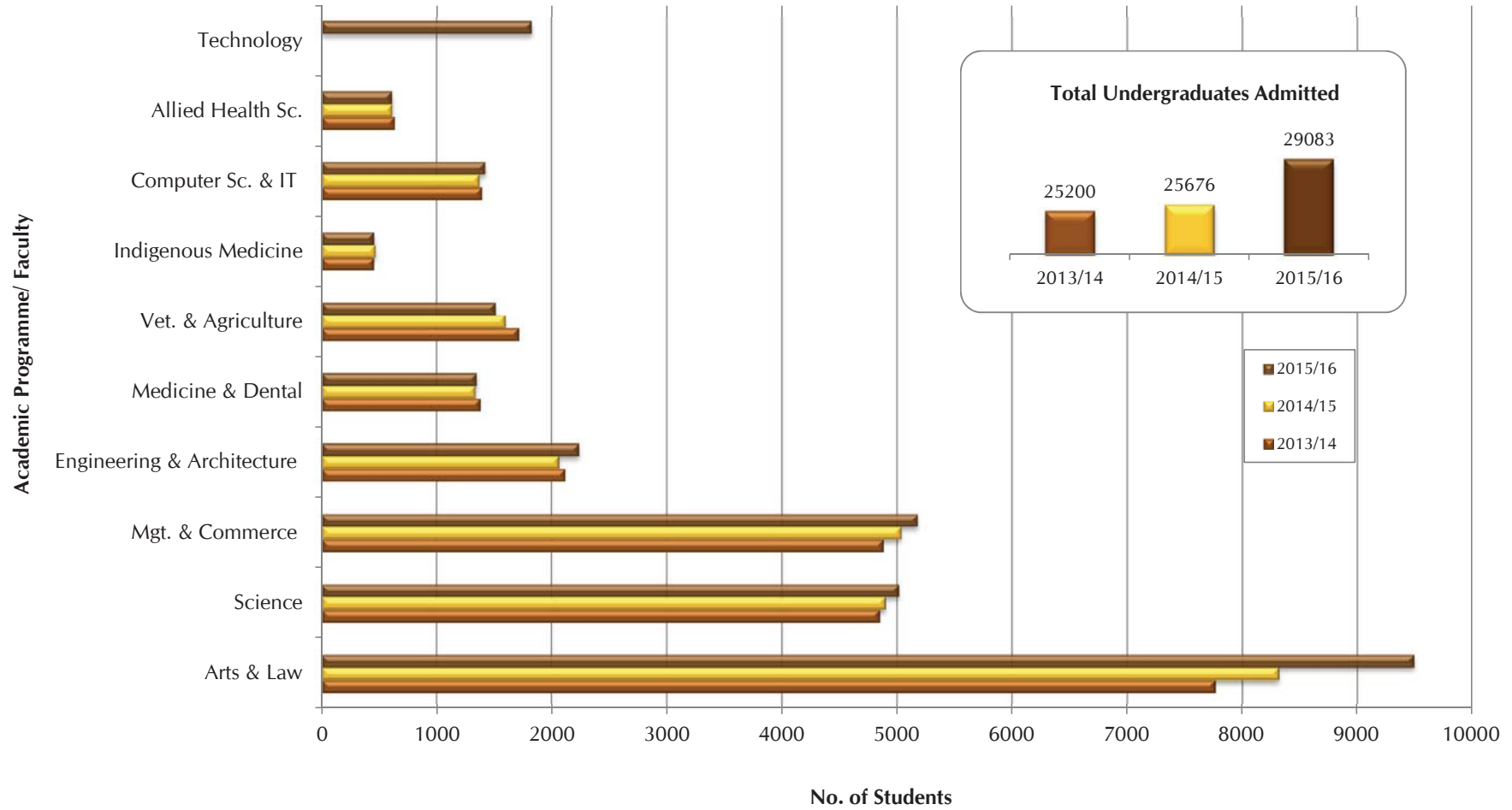


Chart - 03

UNDERGRADUATE ADMISSIONS BY UNIVERSITY : Academic Year 2013/14 - 2015/16 (Universities and HEIs established under the Universities Act)

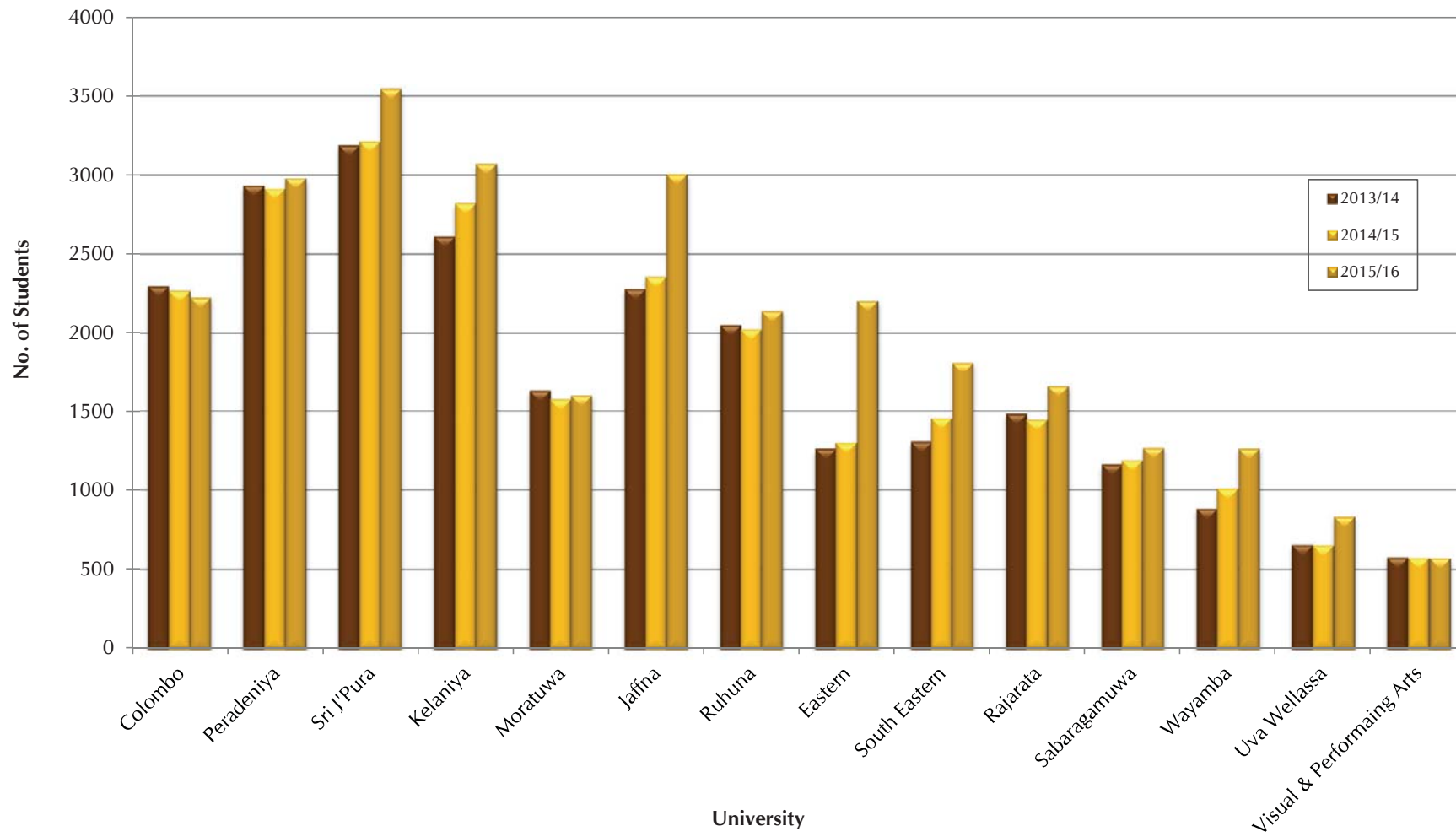


Table 02 - 03

UNDERGRADUATE ADMISSIONS BY DISTRICT : Academic Year 2015/2016
(Universities and HEIs established under the Universities Act)

Academic Programme	District																								Total		
	Colombo	Gampaha	Kalutara	Matale	Kandy	Nuwara Eliya	Galle	Matara	Hambantota	Jaffna	Kilinochi	Mannar	Mullativu	Vauniya	Trincomalee	Batticaloa	Ampara	Puttalam	Kurunegla	Anuradhapura	Polonnaruwa	Badulla	Monaragala	Kegalle		Rathnapura	Special & Additional Intakes ⁽¹⁾
Agri Business Mgt.	8	3	1	1	2	1	3	4	2	1	1	1	1	1	1	1	1	1	3	2	1	1	1	1	5	3	51
Agri Resource Mgt. & Technology	11	10	8	3	12	4	9	15	9	3	1	1	1	1	3	4	4	4	12	5	3	7	2	7	9	2	150
Agricultural Technology & Management	24	21	7	3	26	5	16	7	8	6	1	1	1	1	3	4	4	5	22	7	3	5	3	6	10	3	202
Agriculture	66	50	39	10	44	13	29	28	21	41	2	3	2	5	8	12	20	16	47	21	9	17	8	33	25	7	576
Animal Science	7	7	3	1	6	1	3	2	2	1	1	1	1	1	2	1	2	1	3	2	1	3	1	3	2	1	59
Animal Science & Fisheries	3	4	1	1	4	1	1	2	3	1	1	1	1	1	1	1	1	1	7	1	2	1	1	2	5	2	50
Applied Sciences (Bio.)	44	20	11	4	16	5	10	8	6	6	1	1	1	1	3	4	5	6	11	6	3	8	4	13	11	3	211
Applied Sciences (Phy.)	60	43	25	7	34	10	30	39	19	11	2	1	1	3	6	10	17	13	25	14	6	18	8	18	22	5	447
Aquatic Resources Technology	6	3	6	1	3	1	4	6	1	2	1	1	1	1	1	1	1	1	2	3	1	3	1	4	3	2	60
Arabic Language		47	2	3	13	1	4		1						14	9	32	25	26		3	1		14		1	199
Architecture	7	6	3	1	7	2	4	1	2	2						1	1	1	5	1		3		3	3	1	54
Arts & Design (Ramanathan)					2	4				7	2	1	1	1	2	3	4	1	1				1	3			33
Arts	216	343	315	74	239	108	322	268	235	249	32	25	39	48	131	181	175	169	426	279	67	228	124	269	289	2094	6945
Arts (SP) ⁽²⁾ / Mass Media	8	15	5	1	5	1	5		3								1	3	10	3	1	5	1	4	8	1	80
Arts (SP) ⁽²⁾ / Performing Arts	6	8	8	5	2	2	3		4								1	2	11	10	2	2	1	4	8	1	80
Arts (SAB) - A ⁽²⁾	10	14	5		6	8	6	1	4							3	3	4	7	5	3	10	4	13	6	97	209
Arts (SAB) - B ⁽²⁾	27	19	12				21	22	1										1					2	7		112
Ayurvedic Medicine & Surgery	44	26	12	4	17	8	25	27	18					1	4		6	11	19	12	8	14	4	12	24	2	298
Biological Science	220	127	88	21	105	29	86	51	40	28	5	7	5	7	16	23	28	38	86	35	17	47	19	49	76	24	1277
Biosystems Technology	65	61	33	17	33	18	20	30	15	24	3	4	2	4	8	12	20	24	53	37	13	39	13	30	42	6	626
Business Information Systems (Special)	13	3	1	1	3	1	1	1	1	2	1	1	1	1	2	1	1	1	4	1	1	2	2	1	1	1	49
Commerce	155	62	34	10	28	15	44	28	14	12	2	2	2	5	8	11	14	19	34	24	12	19	10	29	50	31	674

Table 02 - 03 (Contd.)

UNDERGRADUATE ADMISSIONS BY DISTRICT : Academic Year 2015/2016
(Universities and HEIs established under the Universities Act)

Academic Programme \ District	District																									Total	
	Colombo	Gampaha	Kalutara	Matale	Kandy	Nuwara Eliya	Galle	Matara	Hambantota	Jaffna	Kilinochi	Mannar	Mullativu	Vauniya	Trincomalee	Batticaloa	Ampara	Puttalam	Kurunegla	Anuradhapura	Polonnaruwa	Badulla	Monragala	Kegalle	Rathnapura		Special & Additional Intakes ⁽¹⁾
Communication Studies	2	9	5	4	7	4	8	5	3						3	2	1	1	16	7		7	2	6	6	3	101
Computation & Management	5	4	1	1	4	3	2	1	1	2	1	1	1	1	2	1	1	1	4	1	1	5	1	1	2	2	50
Computer Science	70	28	12	4	18	8	35	25	24	13	1	1	1	2	4	6	7	8	17	10	4	9	5	8	12	5	337
Computer Science & Technology	3	4	3	1	2	1	4	2	1	13	1	1	1	2	1	1	1	1	2	2	1	2	1	3	4	1	59
Computing & Information Systems	7	7	6	1	4	2	6	8	4	11	1	1	1	1	2	2	2	2	7	4	1	5	1	5	8	3	101
Dance (Ramanathan)	2	1			6	2				22	4		3	4	5	10	11				2		1				73
Dance (SVIAS) ⁽²⁾	2					2				11	2	2	2	2	4	13	8										48
Dance (UVPA) ⁽²⁾	20	21	14	5	14	5	13	7	5						2		4	8	21	15	5	8	6	13	19	9	214
Dental Surgery	26	4	3	1	3	2	7	4	2	2	1	1	1	1	1	2	2	3	2	1	2	1	2	3	3	81	
Design	12	3	1		10		1	1								1		1	2	1		4		3	1	41	
Drama & Theatre (UVPA) ⁽²⁾	4	4	1	1	2		4	2	1								1	1	3	2		4	1	2	2	1	36
Drama & Theatre (SVIAS) ⁽²⁾				2	3	2				5	1	1	2	3	3	10	8					4			4		48
Engineering	283	153	77	25	105	44	107	95	61	91	6	5	5	12	26	38	39	48	122	56	23	63	28	48	76	24	1660
Engineering (TM) ⁽²⁾	11	3	2	1	2	1	9	8	1	2	1	1	1	1	1	1	1	1	2	2	1	1	1	1	2		58
Engineering (EM) ⁽²⁾	8	3	1	1	2	1	7	6	1	2	1	1	1	1	1	1	1	1	2	1	1	1	1	1	1		48
Engineering Technology	95	79	50	20	40	20	42	49	21	37	5	3	2	6	11	18	25	29	48	34	14	32	14	28	45	6	773
Entrepreneurship & Management	12	7	2	2	5	1	4	2	1	1	1	1	1	1	1	1	1	1	3	2	1	3	1	2	6		63
Environmental Conservation & Management	3	3	2	2	3	1	1	2	5	3	1	1	1	1	1	1	1	1	2	1	1	1	1	1	8	3	51
Estate Mgt.& Valuation	5	3	2	2	6	1	2	4	1	2	1	1	1	1	1	2	1	2	4	2	4	3	1	5	1		59
Export Agriculture	8	4	4	1	4	1	5	4	2	1	1	1	1	1	1	1	1	1	4	2	1	3	1	2	3	2	60
Facilities Management	12	5	1	1	2	1	3	1	1	3	1	1	1	1	1	1	1	1	2	2	1	1	1	1	2	1	49
Fashion Design & Product Development	10	8	3	1	3	1	3	1	2	1						1			1	4	1			3	4	1	49

Table 02 - 03 (Contd.)

UNDERGRADUATE ADMISSIONS BY DISTRICT : Academic Year 2015/2016
(Universities and HEIs established under the Universities Act)

Academic Programme \ District	District																								Total		
	Colombo	Gampaha	Kalutara	Matale	Kandy	Nuwara Eliya	Galle	Matara	Hambantota	Jaffna	Kilinochi	Mannar	Mullativu	Vauniya	Trincomalee	Batticaloa	Anpara	Puttalam	Kurunegla	Anuradhapura	Polonnaruwa	Badulla	Monragala	Kegalle		Rathnapura	Special & Additional Intakes ⁽¹⁾
Film & Television Studies	5	7	2	1	3	1	5	1	1						1			1	7	3	1	2	2	2	3		48
Fisheries & Marine Sciences	8	3	3	1	3	1	6	3	2	2	1	1	1	1	1	1	1	1	2	2	1	4	1	3	5	2	60
Food & Nutrition	18	8	4	1	6	3	6	5	5	9	1	1	1	1	1	5	2	4	8	3	1	3	2	3	7	1	109
Food Business Management	10	5	3	1	4	1	2	3	1	1	1	1	1	1	1	1	1	2	2	1	1	1	1	1	1	1	49
Food Production & Technology Management	4	3	2	1	2	1	5	6	2	8	1	1	1	1	2	1	1	1	2	2	1	2	1	5	2	2	60
Food Science & Technology	36	10	9	2	5	4	14	7	7	4	1	1	1	1	2	3	3	4	13	4	2	4	2	4	5	2	150
Green Technology	9	6	2	1	2	1	1	2	1	3	1	1	1	1	2	1	2	1	2	1	1	3	1	1	1	3	51
Health Promotion	4	4	2	1	2	1	1	1	2	3	1	1	1	1	1	1	3	1	3	2	3	6	1	1	1	1	49
Hospitality Tourism & Events Management	12	9	5	1	3	1	5	1	1	1	1	2		1	1	1	1	1	4	2	1	2	2	1	4	1	64
Industrial Information Technology	6	5	3	1	4	1	5	2	2	1	1	1	1	1	2	2	1	5	2	1	3	2	2	3	1	59	
Industrial Statistics & Mathematical Finance	17	12	3	1	5	2	5	8	2	3	1	1	1	1	2	2	2	5	2	1	2	1	4	4	1	89	
Information & Communication Technology	18	14	8	3	10	4	8	4	3	14		1		1	3	6	4	2	18	5	2	5	1	7	7	2	150
Information Communication Technology	70	35	25	14	21	11	16	29	15	28	2	3	1	3	6	7	11	12	25	16	10	21	7	11	23	4	426
Information Systems	27	9	5	1	7		7	6	2	4				1	1	2		2	6	5		3	1	3	6		98
Information Technology	33	20	8	3	8	5	24	14	8	6	1	1	1	1	3	3	4	5	13	6	3	5	3	11	9	2	200
Information Technology & Management	18	10	3	2	4	2	4	5	2	6	1	2	1	1	1	3	2	2	9	3	1	7	1	4	5	1	100
Islamic Studies	1	8	8	7	39		3	1	2						21	23	50	21	27	8	6	4	4	15	1	1	251
Landscape Architecture	10	4	6	1	9		2			4						1		1	1			5		2	1	1	48
Law	55	38	19	6	22	9	19	13	13	11	1	2	1	2	5	8	9	12	20	20	5	14	6	14	22	2	348
Management	688	461	248	61	228	99	184	164	112	101	15	17	11	29	56	72	99	122	251	151	61	144	80	139	232	45	3870
Management & Information Tech	10	9	2	1	3	1	3	2	1	2						1	1	1	4	1	1	1	1	1	2		48
Management & Information Technology (SEUSL) ⁽²⁾	8	7	4	2	4	5	3	4	2	3	1	4	1	1	6	10	22	4	5	3	3	4	3	5	4	3	121

Table 02 - 03 (Contd.)

UNDERGRADUATE ADMISSIONS BY DISTRICT : Academic Year 2015/2016
(Universities and HEIs established under the Universities Act)

Academic Programme \ District	District																									Total	
	Colombo	Gampaha	Kalutara	Matale	Kandy	Nuwara Eliya	Galle	Matara	Hambantota	Jafna	Kilinochi	Mannar	Mullativu	Vauniya	Trincomalee	Batticaloa	Ampara	Puttalam	Kurunegla	Anuradhapura	Polonnaruwa	Badulla	Monragala	Kegalle	Rathnapura		Special & Additional Intakes ⁽¹⁾
Management Studies (TV) - A ⁽²⁾	23	7	4	2	5	3	7	3	3	5	1	1	1	1	2	1	3	3	6	4	2	4	2	3	4	1	101
Management Studies (TV) - B ⁽²⁾	9	6	4	2	5	5	5	3	3	5	1	2	1	1	3	6	6	3	7	5	2	4	2	4	4	1	99
Marine and Fresh Water Sciences	9	5	1	1	4	1	1	2	1	1	1	1	1	1	2	1	1	1	3	1	1	2	1	2	3	1	49
Medical Laboratory Sciences	24	7	4	1	7	3	6	7	6	4	1	1	1	1	1	2	2	3	9	3	1	3	2	6	8	1	114
Medicine	214	114	64	20	81	30	80	62	45	56	5	6	4	15	24	36	36	40	85	43	19	41	20	40	62	24	1266
Mineral Resources & Technology	7	5	2	1	2	1	4	2	1	8	1	1	1	1	1	2	1	2	4	2	2	2	1	2	3	2	61
Molecular Biology and Biochemistry	20	3	2	1	2	1	7	1	1	1	1	1	1	1	1	1	1	1	2	2	1	2	1	1	2	2	60
Music (Ramanathan)	2				1					33	5	3	3	4	5	7											63
Music (SVIAS) ⁽²⁾	2			2	4	8				14	3	2	4	2	6	14	8					8		1			78
Music (UVPA) ⁽²⁾	28	29	15	5	17	6	10	11	9						1		6	6	25	10	4	9	6	11	13	9	230
Nursing	19	20	13	3	11	5	18	17	9	10	1	1	1	3	6	7	9	8	11	7	8	7	3	10	16	3	226
Palm and Latex Technology & Value Addition	6	6	8	1	4	1	3	3	2	2	1	1	1	1	1	1	1	1	2	2	1	2	1	3	3	3	61
Peace & Conflict Resolution	3	5	2		1	1	4									2			6	2		3	2	1	1	1	34
Pharmacy	11	10	5	2	5	3	5	13	6	5	1	1	1	1	1	3	3	3	8	3	2	3	2	5	16	1	119
Physical Education	4	2	2	2	6	1	1			5		1			1	1	2		5	1	1	5	1	2	5	1	49
Physical Science	320	195	107	27	160	44	124	105	70	56	7	10	7	11	24	32	42	53	145	56	25	72	28	72	88	32	1912
Physical Science - ICT	24	9	6		6	3	8	6		5				1				2	6	5	1	4	1	4	7	2	100
Physiotherapy	10	3	2	1	2	1	10	6	3	1	1	1	1	1	1	1	1	1	2	2	1	2	1	1	2	2	60
Project Management	6	4	1	1	3	3	2	1	1	2	1	1	1	1	2	1	4	1	3	1	1	3	1	2	1	3	51
Public Management (Special)	12	6	4	2	6	3	2	3	1	3	1	1	1	1	1	1	3	2	4	5	2	2	1	2	4	1	74
Quantity Surveying	22	9	4	2	5	3	12	18	6	6	1	1	1	1	2	2	3	3	5	3	2	3	2	3	4	1	124
Radiography	5	3	2	1	1	1	2	2	1	3	1	1	1	1	1	2	1	1	3	1	1	1	1	4	2		43

Table 02 - 03 (Contd.)

UNDERGRADUATE ADMISSIONS BY DISTRICT : Academic Year 2015/2016
(Universities and HEIs established under the Universities Act)

Academic Programme \ District	District																								Total		
	Colombo	Gampaha	Kalutara	Matale	Kandy	Nuwara Eliya	Galle	Matara	Hambantota	Jaffna	Kilinochi	Mannar	Mullativu	Vauniya	Trincomalee	Batticaloa	Ampara	Puttalam	Kurunegla	Anuradhapura	Polonnaruwa	Badulla	Monaragala	Kegalle		Rathnapura	Special & Additional Intakes ⁽¹⁾
Science & Technology	4	4	4	2	3	1	3	2	1	10	1	1	1	1	2	1	1	1	5	2	1	2	1	1	3	2	60
Siddha Medicine	9	8	6	1	6	3	2	4	2	7	1	2	1	2	6	11	6	3	5	3	1	3		4	2	2	100
Software Engineering	9	3	1	1	2	1	1	2	2	10	1	1	1	1	1	1	1	1	2	1	1	1	1	1	1	1	49
Speech & Hearing Sciences	5	6	2	1	2	1	1	1	1	2	1	1	1	1	1	2	1	3	7	2	1	2	1	1	1	2	50
Sports Sciences & Management	13	7	8	1	9	2	3	2	2	4		1		1		2	3	4	9	2	1	4	1	3	6	1	89
Statistics & Operations Research	5	6	1	1	5	1	3	3	1	2	1	1	1	1	1	1	1	1	5	1	1	1	1	2	1	1	49
Surveying Science	6	5	2	1	5	2	5	6	6	15	1	1	1	1	1	1	2	2	3	2	1	2	1	3	3	2	80
Tea Technology & Value Addition	10	5	2	2	2	2	3	3	2	1	1	1	1	1	1	1	1	2	3	2	1	2	1	4	4	3	61
Teaching English as a Second Language	16	3	2	1	9		3	4										2	3	1	1	1		2		2	50
Tourism & Hospitality Management	16	8	8	2	8	13	7	4	2	2	1	1	1	1	1	2	3	3	7	5	2	6	3	4	9	1	120
Town & Country Planning	4	5	1	1	2	1	6	1	2	1	1	1	1	1	1	1	2	2	5	1	1	2	1	2	2	2	50
Translation Studies	6	12	5	2	3	1	3	1	1									1	4	2	1	1	1	2	2		48
Translation Studies (UJA) ⁽²⁾	1	1		1	1	2				3	1	1	1	1	1	1	1	1	1	1	1	1		1	1		23
Transport & Logistics Management	20	4	2	1	2	1	2	2	1	1	1	1	1	1	1	1	1	1	2	1	1	1	1	1	2	1	54
Unani Medicine & Surgery	3	3	3	1	3	1	2	1	1	2	1	1	1	1	2	2	11	1	7	3	2	2	1	1	2		58
Veterinary Science	19	4	2	1	5	2	10	5	3	3	1	1	1	1	1	1	2	2	4	2	1	2	1	2	3	2	81
Visual & Technological Arts (SVIAS) ⁽²⁾										1			1	2	4	19	8	1	1	1		2		1			41
Visual Arts (UVPA) ⁽²⁾	12	11	7	3	5	2	4	5	6						1		3	3	7	5	3	6	1	4	8	1	97
Total	3605	2475	1491	457	1656	657	1606	1359	933	1121	164	171	157	238	510	717	859	827	1934	1054	418	1063	495	1109	1465	2542	29083

Note :

(1) "Special & Additional Intakes" refers to the students admitted on the basis of Special Categories such as blind and differently abled, excelled in fields other than studies, armed forces, foreign, teachers ... etc., on the recommendation of the Appeals Committee and the Additional Intake, for special subjects such as Japanies, English, History... etc.

(2) Abbreviation : UJA - University of Jaffna, SP - Sripalee Campus, SAB - Sabaragamuwa University, SEUSL - South Eastern University, UVPA - University of Visual and Performing Arts, TV-Trincomalee & Vavuniya Campuses, SVIAS - Swamy Vipulananda Institue of Aesthetic Studies, EM - Earth Resources Engineering, TM - Textile & Colothing Technology, KLN - University of Kelaniya SAB (A) - from Arts Stream to Sabaragamuwa University, SAB (B) - from Commerce Stream to Sabaragamuwa University TV (A) - from Commerce Stream to Trincomalee & Vaunia Campuses, TV (B) - from All Streams to Trincomalee & Vaunia Campuses

Chart - 04

UNDERGRADUATE ADMISSIONS BY DISTRICT AND ADMITTED CATEGORY :
Academic Year 2015/2016
 (Universities and HEIs established under the Universities Act)

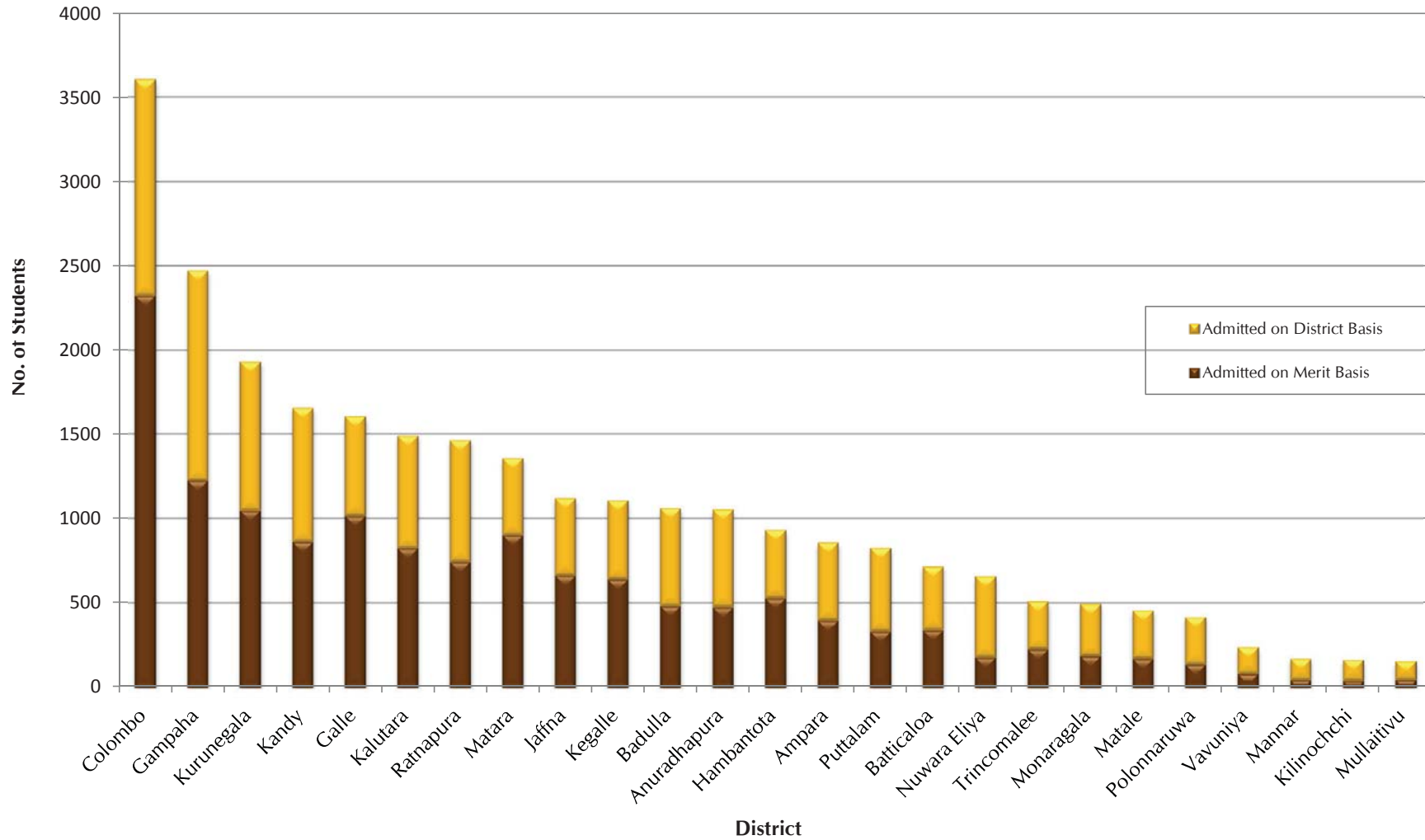


Table 02 - 04

UNDERGRADUATE ADMISSIONS BY ACADEMIC PROGRAMME AND ADMISSION POLICY : Academic Year 2015/2016
(Universities and HEIs established under the Universities Act)

Faculty/ Academic Programme	District																									Special & Additional Intakes ⁽¹⁾	Total	
	Admitted Category ⁽²⁾	Colombo	Gampaha	Kalutara	Matale	Kandy	Nuwara Eliya	Galle	Matara	Hambantota	Jafna	Kilinochi	Mannar	Mullativu	Vauniya	Trincomalee	Batticaloa	Ampara	Puttalam	Kurunegla	Anuradhapura	Polonnaruwa	Badulla	Monragala	Kegalle			Rathnapura
Arts ⁽³⁾	Merit	320	508	383	101	340	133	394	299	263	306	38	28	46	54	177	259	278	232	566	331	88	275	144	347	346		6256
	Other	53	49	25	16	42	27	24	29	13	39	12	11	10	13	27	38	47	18	37	23	10	33	12	24	32	2221	2885
Management	Merit	501	236	132	14	102	24	85	85	35	30	0	6	0	7	9	10	25	25	91	50	12	50	26	56	110		1721
	Other	282	275	146	61	167	105	133	100	90	92	23	21	18	30	59	76	97	112	196	129	62	122	69	102	159	54	2780
Commerce	Merit	115	20	13	2	4	0	26	14	1	0	0	0	0	1	0	0	0	3	6	6	3	2	0	15	27		258
	Other	40	42	21	8	24	15	18	14	13	12	2	2	2	4	8	11	14	16	28	18	9	17	10	14	23	31	416
Law	Merit	33	17	8	1	9	1	9	5	6	4	0	1	0	0	1	2	1	3	5	10	0	5	1	6	10		138
	Other	22	21	11	5	13	8	10	8	7	7	1	1	1	2	4	6	8	9	15	10	5	9	5	8	12	2	210
Science	Merit	525	181	126	12	200	3	182	150	73	64	0	0	0	0	4	7	15	20	135	6	4	49	3	81	89		1929
	Other	304	297	159	66	187	111	139	105	100	113	28	34	27	37	63	86	103	118	210	139	67	143	74	110	173	89	3082
Medicine	Merit	137	38	23	4	35	1	45	35	20	27	0	1	0	8	8	15	9	9	31	8	2	8	1	12	17		494
	Other	77	76	41	16	46	29	35	27	25	29	5	5	4	7	16	21	27	31	54	35	17	33	19	28	45	24	772
Dental Surgery	Merit	21	0	0	0	0	0	5	2	0	0	0	0	0	0	0	0	0	0	0	0	0	0	0	0	0	0	28
	Other	5	4	3	1	3	2	2	2	2	2	1	1	1	1	1	1	2	2	3	2	1	2	1	2	3	3	53
Veterinary Medicine	Merit	14	0	0	0	2	0	8	3	1	0	0	0	0	0	0	0	0	0	0	0	0	0	0	0	0	0	28
	Other	5	4	2	1	3	2	2	2	2	3	1	1	1	1	1	1	2	2	4	2	1	2	1	2	3	2	53
Agriculture	Merit	82	36	40	5	58	1	41	54	27	35	0	0	0	2	4	4	9	4	51	9	3	9	0	40	25		539
	Other	83	84	43	21	51	31	40	29	27	35	13	14	13	14	21	25	29	32	57	40	22	38	22	29	46	33	892
Engineering	Merit	193	52	23	3	44	5	73	71	28	60	0	0	0	3	5	10	4	7	50	9	1	19	3	11	17		691
	Other	109	107	57	24	65	41	50	38	35	35	8	7	7	11	23	30	37	43	76	50	24	46	27	39	62	24	1075
Fashion Design/ Transport & Logistic Management	Merit	23	5	1	0	0	0	2	1	1	0	0	0	0	0	0	0	0	0	1	0	0	0	0	1	2		37
	Other	7	7	4	2	5	2	3	2	2	2	1	1	1	1	1	2	1	2	5	2	1	2	1	3	4	2	66

Table 02 - 04 (Contd.)

UNDERGRADUATE ADMISSIONS BY ACADEMIC PROGRAMME AND ADMISSION POLICY : Academic Year 2015/2016
(Universities and HEIs established under the Universities Act)

Faculty/ Academic Programme	District																										Total	
	Admitted Category ⁽²⁾	Colombo	Gampaha	Kalutara	Matale	Kandy	Nuwara Eliya	Galle	Matara	Hambantota	Jaffna	Kilinochi	Mannar	Mullativu	Vauniya	Trincomalee	Batticaloa	Ampara	Puttalam	Kurunegla	Anuradhapura	Polonnaruwa	Badulla	Monaragala	Kegalle	Rathnapura		Special & Additional Intakes ⁽¹⁾
Architecture/ Quantity Surveying ⁽⁵⁾	Merit	43	11	3	1	12	0	17	15	6	7	0	0	0	0	0	0	1	3	5	1	0	2	0	2	2		131
	Other	24	21	13	5	23	7	11	7	5	9	3	3	3	3	4	7	6	6	15	7	4	16	4	12	11	6	235
Computer Science/IT ⁽⁶⁾	Merit	137	36	11	2	18	4	62	47	25	58	0	4	0	1	8	13	21	1	35	4	1	14	3	22	18		545
	Other	90	87	46	20	55	30	41	29	28	29	10	11	10	13	18	26	27	30	61	40	19	38	20	30	46	22	876
Allied Health Sciences ⁽⁴⁾	Merit	38	13	9	0	7	0	26	33	14	14	0	0	0	2	3	6	4	4	14	2	5	2	0	13	25		234
	Other	36	36	19	9	21	14	16	13	12	11	6	6	6	6	8	11	13	15	26	16	9	16	10	14	20	9	378
Indigenous Medicine	Merit	26	8	4	0	7	2	16	21	14	6	0	1	0	1	6	10	14	3	10	4	5	5	0	6	11		180
	Other	30	29	17	6	19	10	13	11	7	3	2	2	2	3	6	3	9	12	21	14	6	14	5	11	17	4	276
Technology	Merit	117	64	49	27	26	6	26	68	15	53	3	4	0	3	2	6	17	19	48	35	13	43	7	28	45		724
	Other	113	111	59	24	68	43	52	40	36	36	7	6	5	10	23	31	39	46	78	52	24	49	27	41	65	16	1101
Total	Merit	2325	1225	825	172	864	180	1017	903	529	664	41	45	46	82	227	342	398	333	1048	475	137	483	188	640	744		13933
	Other	1280	1250	666	285	792	477	589	456	404	457	123	126	111	156	283	375	461	494	886	579	281	580	307	469	721	2542	15150
Grand Total		3605	2475	1491	457	1656	657	1606	1359	933	1121	164	171	157	238	510	717	859	827	1934	1054	418	1063	495	1109	1465	2542	29083

Note:

- (1) Special & Additional Intakes refers to the students admitted on the basis of Special Categories such as blind and differently abled, excelled in fields other than studies, armed forces, foreign, teachers etc. , on the recommendation of the Appeals Committee and Additional Intakes for special subjects in Arts such as Japanies, English, History etc.
- (2) "Other" refers to students admitted under District quota and Underprivileged District quota.
- (3) Admission to Arts Degree programme is purely on merit however, policy ensures the number selected from each district to be not less than the number admitted in 1993/94 or 2002/2003, which ever is greater. This adjustment is shown under the Other category
- (4) Includes Nursing, Pharmacy, Medical Laboratories Sciences, Radiography, Physiotherapy and Speech & Hearing Sciences.
- (5) Includes all other courses conducted in the Architecture Faculty such as Design, Town & Country Planning, Landscape Architecture and Facilities Management too.
- (6) Includes the Management & Information Technology, Information Technology, Information & Communication Technology, Information Technology and Management, Computation & Management, Business Information Systems, Information Systems, Computer Science and Technology, etc.

Chart - 05

ETHNIC COMPOSITION OF UNDERGRADUATE ADMISSIONS BY ACADEMIC PROGRAMME
Academic Year 2015/2016
 (Universities and HEIs established under the Universities Act)

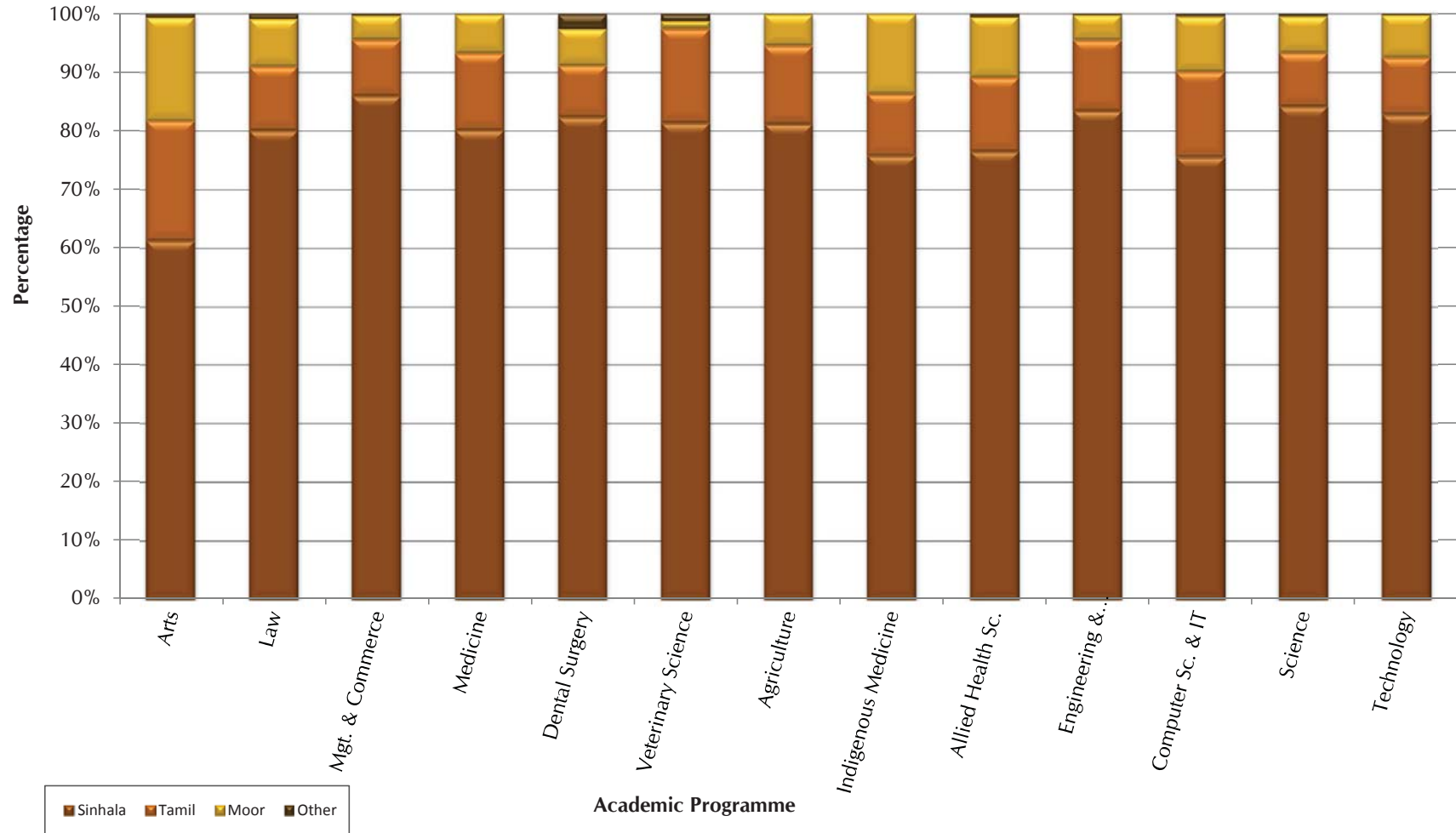


Table 02 - 05

**UNDERGRADUATE ADMISSIONS BY ACADEMIC PROGRAMME, HIGHER EDUCATIONAL INSTITUTION AND ETHNICITY : Academic
Year 2015/2016
(Universities and HEIs established under the Universities Act)**

University/HEI	Faculty/Academic Programme	Ethnicity	Arts	Management	Commerce	Law	Science	Medicine	Dental Surgery	Veterinary / Medicine	Agriculture	Engineering	Indigenous Medicine	Allied Health Sciences ⁽¹⁾	Fashion Design/Transport & Logistic Management	Architecture/ Quantity Surveying ⁽²⁾	Computer Science/IT ⁽³⁾	Technology	Total
Colombo	Sinhala	756	384		220	469	150							27					2006
	Tamil	12	28		16	24	32							2					114
	Moor	41	14		12	19	8							1					95
	Other	5	1		2	2													10
Peradeniya	Sinhala	765	120		39	495	175	66	66	215	363			136			36		2476
	Tamil	80	18		5	21	20	7	13	28	38			26			10		266
	Moor	133	12		6	10	9	5	1	9	13			20			4		222
	Other	9				3	1	2	1		1			1					18
Sri Jayewardenepura	Sinhala	921	977	118		680	129					86		66			35	275	3287
	Tamil	3	48	3		14	11					22		4			8	29	142
	Moor	4	16	3		24	10					11		5			4	18	95
	Other	3	2	2		3						1					2		13
Kelaniya	Sinhala	1392	387	195		537	147							37			69	133	2897
	Tamil	8	3	5		25	1							7			22	19	90
	Moor	9	8	6		20	12							6			5	8	74
	Other	8	2														1	1	12
Moratuwa	Sinhala											693			88	312	249		1342
	Tamil											115			8	39	32		194
	Moor											23			7	13	19		62
	Other															1			1
Jaffna	Sinhala	3	198	89	20	361	45			42	51	1	51				89	188	1138
	Tamil	845	230	21	17	123	72			50	21	29	32				22	69	1531
	Moor	119	26	6	10	43	18			8	4	20	23				13	36	326
	Other	10			1								1					1	13

Table 02 - 05 (Contd.)

**UNDERGRADUATE ADMISSIONS BY ACADEMIC PROGRAMME, HIGHER EDUCATIONAL INSTITUTION AND ETHNICITY : Academic
Year 2015/2016**
(Universities and HEIs established under the Universities Act)

University/HEI	Faculty/Academic Programme	Ethnicity	Arts	Management	Commerce	Law	Science	Medicine	Dental Surgery	Veterinary Medicine	Agriculture	Engineering	Indigenous Medicine	Allied Health Sciences ⁽¹⁾	Fashion Design/Transport & Logistic Management	Architecture/ Quantity Surveying ⁽²⁾	Computer Science/IT ⁽³⁾	Technology	Total
Ruhuna		Sinhala	417	310			417	157			212	200		122			42	127	2004
		Tamil	2	1			21				29	14		1			5	4	77
		Moor	1	9			13	4			11	11		3			2	5	59
		Other					2										1		3
Eastern		Sinhala	94	130	76		230	47			42		34	30			38	70	791
		Tamil	628	61	19		42	23			21		11	5			12	10	832
		Moor	466	11	3		37	6			17		5	5			11	7	568
		Other	9	1	2		3							1			1		17
South Eastern		Sinhala	1	75	109		171					71					51	142	620
		Tamil	66	12	3		66					13					18	12	190
		Moor	798	51	14		70					13					51	7	1004
		Other	1	1			2										1		5
Rajarata		Sinhala	377	352			215	159			144						58	213	1518
		Tamil	4	18			13	5			2						14	9	65
		Moor		6			17	16			9						4	23	75
		Other	3	1															4
Sabaragamuwa		Sinhala	314	355			258				129						75		1131
		Tamil	14	2			45				9						19		89
		Moor	14	3			21				1						7		46
		Other	2				3												5
Wayamba		Sinhala		472			265				177							212	1126
		Tamil		10			29				23							17	79
		Moor		16			14				10							17	57
		Other		3			1				1							1	6

Table 02 - 05 (Contd.)

**UNDERGRADUATE ADMISSIONS BY ACADEMIC PROGRAMME, HIGHER EDUCATIONAL INSTITUTION AND ETHNICITY : Academic
Year 2015/2016
(Universities and HEIs established under the Universities Act)**

University/HEI	Faculty/Academic Programme	Ethnicity	Arts	Management	Commerce	Law	Science	Medicine	Dental Surgery	Veterinary Medicine	Agriculture	Engineering	Indigenous Medicine	Allied Health Sciences ⁽¹⁾	Fashion Design/Transport & Logistic Management	Architecture/ Quantity Surveying ⁽²⁾	Computer Science/IT ⁽³⁾	Technology	Total
			Uva Wellassa	Sinhala		108			123					202					
	Tamil		13			35					29						26	8	111
	Moor		6			22					11						5	11	55
Visual and Performing Arts	Sinhala	565																	565
	Tamil	6																	6
	Moor	2																	2
	Other	4																	4
Institute of Indigenous Medicine	Sinhala												195						195
	Tamil												7						7
	Moor												36						36
Gampaha Wickramarachi Ayurveda Instititue	Sinhala												116						116
	Tamil												1						1
	Moor												1						1
Swami Vipulananda Institute	Tamil	201																	201
	Moor	14																	14
University of Colombo School of Computing	Sinhala																246		246
	Tamil																19		19
	Moor																8		8
Total	Sinhala	5605	3868	587	279	4221	1009	66	66	1163	1464	346	469	88	312	1075	1513	22131	
	Tamil	1869	444	51	38	458	164	7	13	191	223	48	77	8	39	207	177	4014	
	Moor	1601	178	32	28	310	83	5	1	76	75	62	63	7	13	133	132	2799	
	Other	54	11	4	3	19	1	2	1	1	2		3		1	6	3	111	
Grand Total		9129	4501	674	348	5008	1257	80	81	1431	1764	456	612	103	365	1421	1825	29055 ⁽⁴⁾	

Note

- (1) Includes Nursing, Pharmacy, Medical Laboratories Sciences, Radiography, Physiotherapy and Speech & Hearing Sciences.
(2) Includes all other courses conducted in the Architecture Faculty such as Design, Town & Country Planning, Landscape Architecture and Facilities Management.
(3) Includes the Management & Information Technology, Information Technology, Information & Communication Technology, Information Technology and Management, Computation & Management, Business Information Systems, Information Systems, Computer Science and Technology, etc.
(4) Excludes 28 students who admitted under foreign Intake and teachers Intake as their ethnicity is not available.