

# UNIVERSITY ADMISSIONS

## CHAPTER 2

---

The UGC selects students for admission to undergraduate courses of the National Universities and Higher Educational Institutes (HEIs) under the Universities Act.

This Chapter represents the summary of undergraduate students selected to said Universities & HEIs for the Academic Year 2011/2012 based on the results of the GCE (A/L) Examination held in 2011, admitted in 2013. Admission for Academic Year 2011/2012 was delayed due to court cases filed before Supreme Court challenging the methodology used to calculate the Z-Score and ranking the candidates sat for the GCE (A/L) examination held in 2011 under old and new syllabuses.

Accordingly, undergraduate admissions presented in this Chapter refers to the count of students admitted to said Universities & HEIs by UGC for relevant Academic Year of 2011/2012.

Table 02 - 01

## NUMBER OF CANDIDATES QUALIFYING AND ADMITTED TO UNDERGRADUATE COURSES OF THE HIGHER EDUCATIONAL INSTITUTIONS

(Academic Years 2008/2009 - 2011/2012)

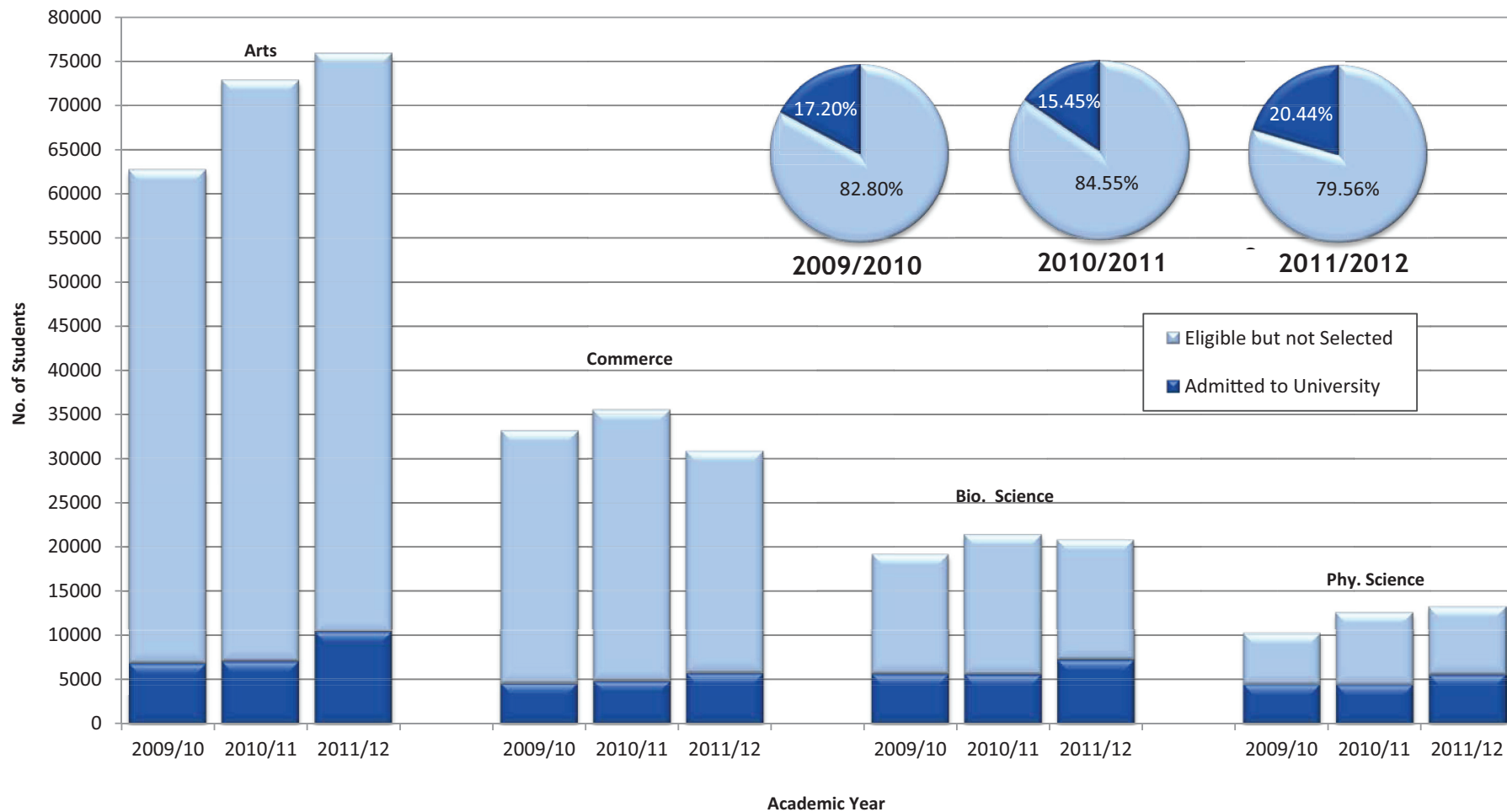
Year of GCE (A/L)		2008			2009			2010			2011		
Year of Admission		2008/2009 <sup>(2)</sup>			2009/2010			2010/2011			2011/2012		
Subject Stream		No. Qualified <sup>(1)</sup>	No. Admitted	Percentage	No. Qualified <sup>(1)</sup>	No. Admitted	Percentage	No. Qualified <sup>(1)</sup>	No. Admitted	Percentage	No. Qualified <sup>(1)</sup>	No. Admitted <sup>(3)</sup>	Percentage
Arts	Total	65235	6693	10.26	62676	6841	10.91	72800	7064	9.70	75838	10297	13.58
	Female	47956	5179	10.80	46246	5360	11.59	54282	5587	10.29	56020	8222	14.68
Commerce	Total	36707	4337	11.82	33202	4583	13.80	35581	4876	13.70	30913	5742	18.57
	Female	20215	2388	11.81	18148	2521	13.89	19597	2790	14.24	17714	3324	18.76
Physical Science	Total	10408	4493	43.17	10164	4467	43.95	12657	4455	35.20	13340	5581	41.84
	Female	3036	1111	36.59	3069	1091	35.55	3882	1178	30.35	4099	1575	38.42
Biological Science	Total	17886	5323	29.76	19242	5656	29.39	21478	5621	26.17	20889	7244	34.68
	Female	11655	3339	28.65	12736	3559	27.94	14601	3660	25.07	14312	4821	33.69
Other <sup>(4)</sup>	Total										431	44	10.21
	Female										325	32	9.85
Total	Total	130236	20846	16.01	125284	21547	17.20	142516	22016	15.45	141411	28908	20.44
	Female	82862	12017	14.50	80199	12531	15.62	92362	13215	14.31	92470	17974	19.44

### Notes

- (1) All the candidates who attained the minimum requirements laid down by the UGC for admission to the universities at the GCE (A/L) Examination.
- (2) In the year of intake 2008/2009, additional intake of 177 students admitted to the University of Peradeniya for Allied Health Science courses as a supplementary intake according to the order of the supreme court is excluded.
- (3) This shows the intake from GCE (A/L) 2011 which relevant to the year 2012 but admitted in 2013. The number admitted was increased due to a settlement of a litigation matter with regard to the methodology used to calculate the Z- score.
- (4) "Other" refers to the odd subject combinations introduced for GCE (A/L) 2011

Chart - 01

## COMPOSITION OF STUDENT NUMBER ELIGIBLE TO ENTER AND ADMITTED TO HIGHER EDUCATIONAL INSTITUTIONS (Academic Year 2009/10 - 2011/12)



Note : excluding the students admitted under "Other" category

Table 02 - 02

**UNDERGRADUATE ADMISSIONS BY ACADEMIC PROGRAMME AND SEX**  
(Academic Year 2011/2012)

Higher Educational Institution	Academic Programme	Sex	Colombo <sup>(4)</sup>	Peradeniya	Sri Jayewardenepura	Kelaniya	Moratuwa	Jafna <sup>(4)</sup>	Ruhuna	Eastern <sup>(4)</sup>	South Eastern	Rajarata	Sabaragamuwa	Wayamba	Uva	Visual and Performing Arts	Institute of Indigenous Medicine	Gampaha Wickramarachchi	Ayurveda University of Colombo School of Computing	Swami Vipulananda Institute	Total	
Arts	Female		905	764	860	1196		698	606	515	599	511	284			395					213	7546
	Total		1081	981	1047	1466		887	741	705	755	619	335			534					261	9412
Law	Female		256	51				62														369
	Total		310	64				74														448
Management	Female		307	64	623	215		295	216	139	82	209	223	298	92							2763
	Total		520	102	1175	361		513	340	247	131	398	381	491	138							4797
Commerce	Female				87	101		58		86	76											408
	Total				150	177		100		130	112											669
Medicine	Female		119	135	110	111		61	110	50		116										812
	Total		205	234	184	180		125	173	80		190										1371
Dental Surgery	Female			73																		73
	Total			122																		122
Veterinary Science	Female			101																		101
	Total			148																		148
Agriculture	Female			162				56	216	87		111	74	106	74							886
	Total			253				98	339	141		156	110	135	100							1332
Science	Female		281	292	348	293		219	241	168	158	170	137	237	182							2726
	Total		607	651	635	540		521	503	338	349	305	313	458	275							5495

Table 02 - 02 (Contd.)

**UNDERGRADUATE ADMISSIONS BY ACADEMIC PROGRAMME AND SEX**  
(Academic Year 2011/2012)

Higher Educational Institution Academic Programme	Sex	Colombo <sup>(4)</sup>	Peradeniya	Sri Jayawardanapura	Kelaniya	Moratuwa	Jaffna <sup>(4)</sup>	Ruhuna	Eastern <sup>(4)</sup>	South Eastern	Rajarata	Sabaragamuwa	Wayamba	Uva	Visual and Performing Arts	Institute of Indigenous Medicine	Gampaha Wickramarachchi Ayurveda	University of Colombo School of Computing	Swami Vipulananda Institute	Total
		<b>Indigeneous Medicine</b>	Female						46		25							165	100	
	Total						56		30							225	136			447
<b>Paramedical Studies <sup>(1)</sup></b>	Female	33	166	80	68		71	122	25											565
	Total	46	260	108	88		109	155	40											806
<b>Engineering</b>	Female		103			180		55		19										357
	Total		473			917		261		105										1756
<b>Fashion Design/ Transport &amp; Logistic Management</b>	Female					58														58
	Total					126														126
<b>Architecture/ Quantity Surveying <sup>(2)</sup></b>	Female					255														255
	Total					504														504
<b>Computer Science <sup>(3)</sup></b>	Female		55	29	39	144	77	15		88	62	21		71					118	719
	Total		84	81	76	282	143	71		128	105	49		142					314	1475
<b>Total</b>	Female	1901	1966	2137	2023	637	1643	1581	1095	1022	1179	739	641	419	395	165	100	118	213	17974
	Total	2769	3372	3380	2888	1829	2626	2583	1711	1580	1773	1188	1084	655	534	225	136	314	261	28908

**Note:**

- (1) Paramedical Studies includes Nursing, Pharmacy, Medical Laboratories Sciences, Radiography, Physiotherapy and Speech & Hearing Sciences.
- (2) Architecture/Quantity Surveying includes Design, Town & Country Planning and Facilities Management too.
- (3) Includes the Management & Information Technology, Information Technology, Information & Communication Technology, Information Technology and Management, Computation & Management, Business Information Systems ..... etc.
- (4) Colombo, Jaffna and Eastern Universities include Sri Palee, Vavuniya and Trincomalee Campuses respectively.

Chart - 02

### UNDERGRADUATE ADMISSIONS BY ACADEMIC PROGRAMME (Academic Year 2009/10 - 2011/12)

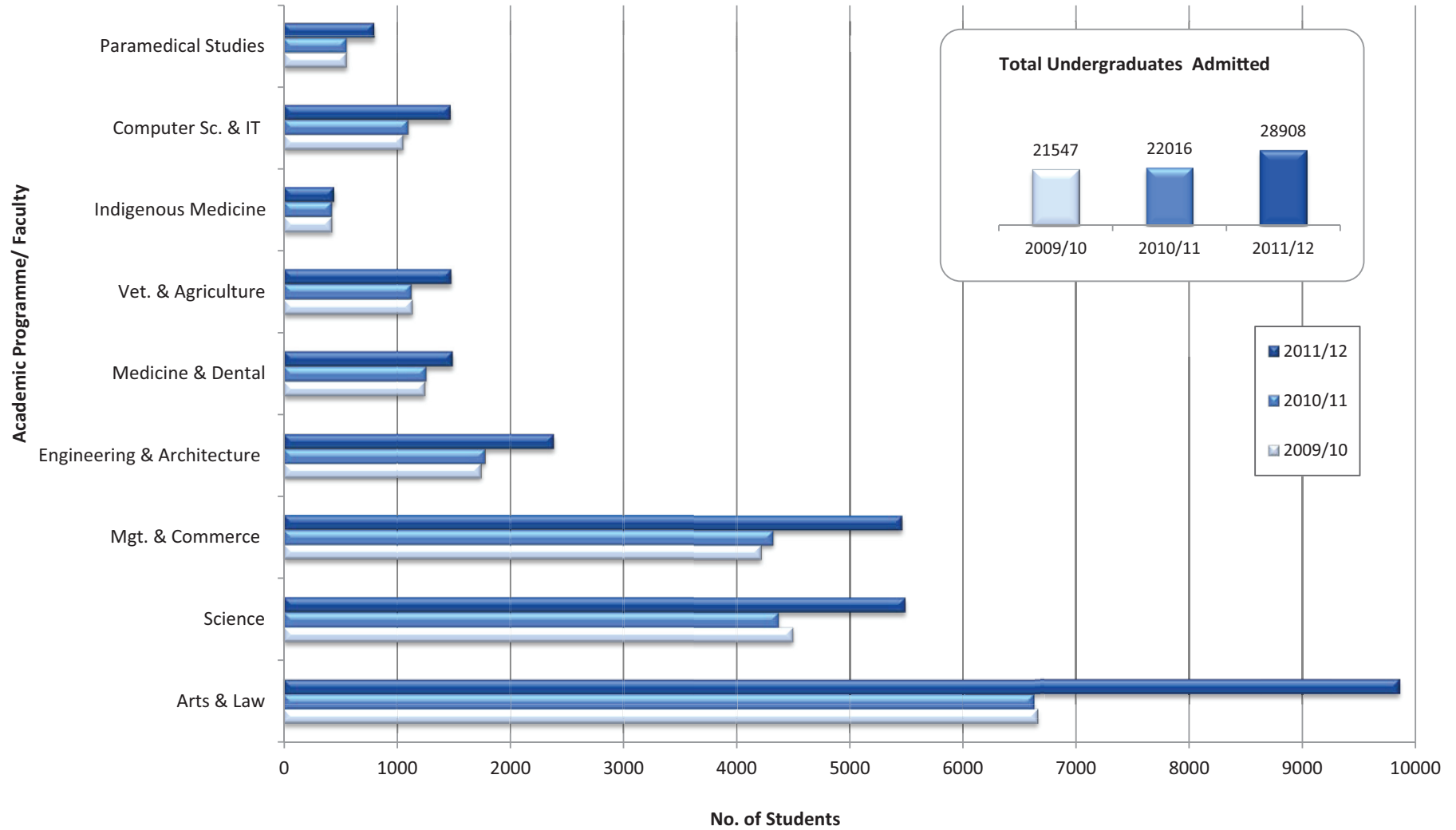


Chart - 03

### UNDERGRADUATE ADMISSIONS BY UNIVERSITY (Academic Year 2009/10 - 2011/12)

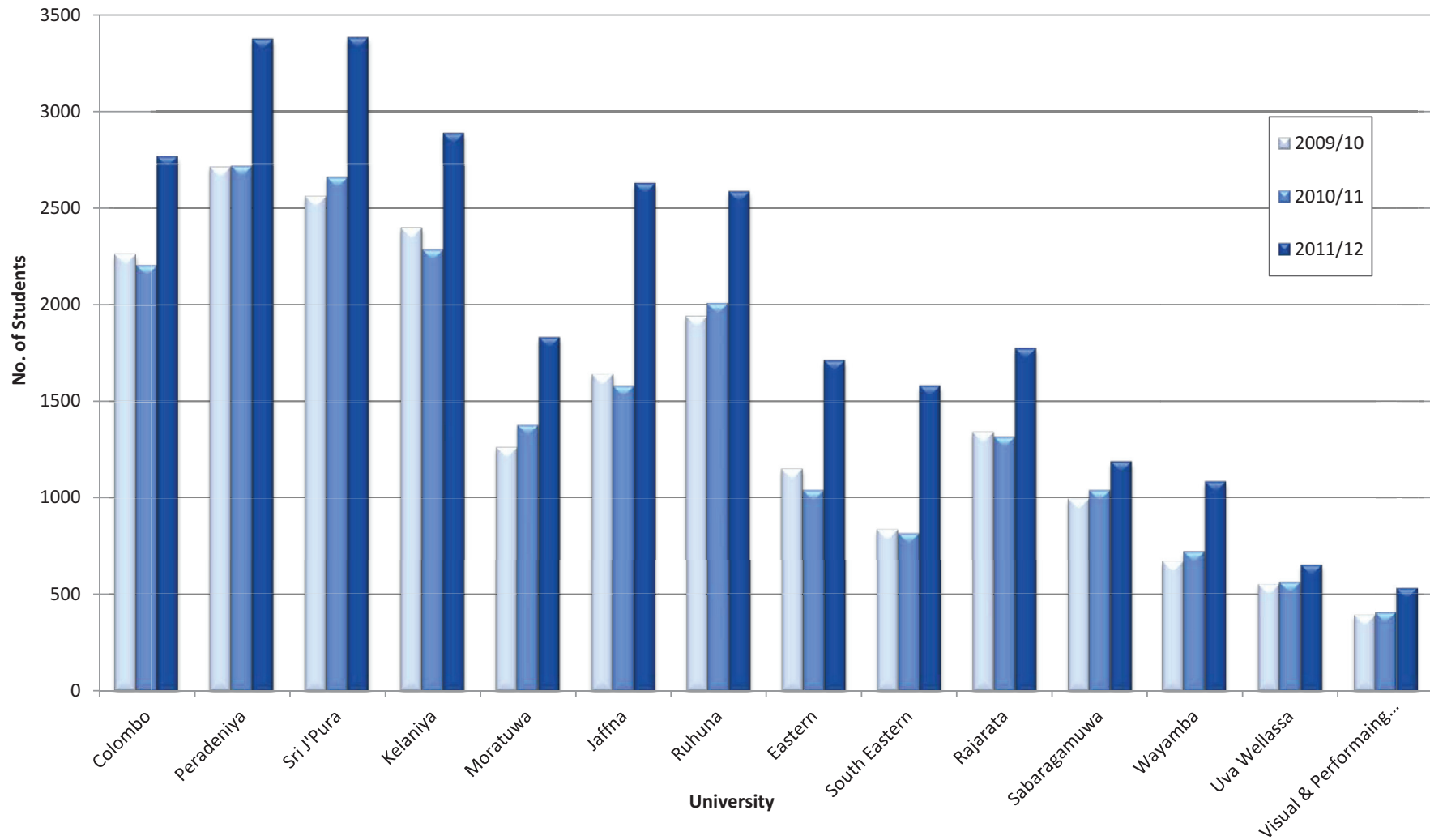


Table 02 - 03

**UNDERGRADUATE ADMISSIONS BY DISTRICT**  
(Academic Year 2011/2012)

Course of Study	District	Colombo	Gampaha	Kalutara	Matale	Kandy	Nuwara Eliya	Galle	Matara	Hambantota	Jaffna	Kilinochi	Mannar	Mullativu	Vauniya	Trincomalee	Batticaloa	Ampara	Puttalam	Kurunegla	Anuradhapura	Polonnaruwa	Badulla	Monaragala	Kegalle	Rathnapura	Special & Additional Intakes <sup>(2)</sup>	Total	
Agri Business Management	New	3	1	1	1	1	1	1	2	2	2		1		1	1	1	1	1	1	1	1	1	1	1	1	2	5	78
	Old	1	4	4	1	2	1	2	3	2	1	1		1	1	1	1	2	1	1	8	1	1	1	1	1	2		
Agri Resource Management	New	7	3	4	1	7	2	3	1	1	4	1	1	1	1	1	2	1	1	3	1	1	2	1	2	2	7	186	
	Old	9	11	7	2	9	3	11	8	7	2	1		1	1	2	2	4	4	9	6	3	4	3	4	12			
Agricultural Technology & Management	New	9	4	3	2	9	2	6	4	1	5	1	1	1	1	2	4	2	1	8	2	1	1	1	2	2		253	
	Old	18	18	8	4	21	6	11	6	8	4	1	1	1	1	3	4	3	5	22	5	4	4	3	8	9			
Agriculture	New	19	9	7	2	21	5	8	9	6	32	3	2	2	3	5	6	6	4	12	5	2	9	2	5	3	3	640	
	Old	46	40	26	7	30	10	33	24	13	23	2	3	1	1	6	7	12	14	44	21	11	14	9	33	20			
Animal Science	New								1		5				1		2		1								2	61	
	Old	1	1	2		8	2	3	5		4		1		1	1	6	1	2	4	3		2	1	1				
Animal Science & Fisheries	New	2	1	1	1	2	1	1	1	2	2			1	1	1	1	1	1	1	1	1	2	1	2	1	1	79	
	Old	4	4	2	1	2	1	2	2	4	3	1	1	1	1	1	1	1	1	4	2		2	1	3	4			
Applied Sciences (Phy.)	New	26	8	7	2	13	3	14	15	7	6				2	3	5	9	5	9	5	2	6	1	4	5	7	433	
	Old	61	20	21	5	9	7	31	15	7	4		2	2	1	2	4	7	6	19	8	5	9	4	7	13			
Applied Sciences (Bio.)	New	12	11	8	1	6	2	6	5	3	5		1	1	1	2	4	3	2	5	1	1	3	1	2	3	1	229	
	Old	27	9	9	2	12	4	6	6	4	3	1	1	1	1	2	2	4	3	12	5	2	5	2	10	7			
Aquatic Resources Technology	New					1				1																		52	
	Old	3	7	3		1	1	7	6	1				1		1		2	4	3		6			2	2			
Arabic Language	New		27	9		1										1	6	3	12	14		3		1	16			105	
	Old							1								1	1	4	3	1	1								
Architecture	New	14	6	3	1	3		4	3	1						1	1			3				2		2	2	92	
	Old	9	3	3	1	3		3	5	1							1			5	1		2	1	4	4			
Art & Design (Ramanathan)	New										6					1		2	1		4							18	
	Old										1						1	1			1								
Arts	New	209	251	245	73	225	46	334	191	140	217	20	30	19	28	28	90	97	135	334	173	48	119	69	159	211	1584	7529	
	Old	55	110	159	50	95	40	272	157	179	152	14	5	28	4	27	25	67	34	303	105	18	96	72	173	214			
Ats (SP) / Mass Media <sup>(2)</sup>	New	8	2	3		7		5	2	1								1		10		1	1	3	1		2	87	
	Old		3	5	1	4	1	4	3	2										5	2	1	2	2	3	2			
Arts (SP) / Performing Arts <sup>(2)</sup>	New	7	4	10	1	4	1	2	1	1									2	4	1		4	2	1	3	4	92	
	Old	2	5	3	1	2		2	4									2		4	5		3	1		6			
Arts (SAB) <sup>(2)</sup>	New	28	5	3	3	4		11	6	8				2	2	2	5	4	12	5	1	6	3	3	10	102	335		
	Old	7	6	12	1			17	10	3	1									6	5	2	7	1	9	23			
Ayurvedic Medicine & Surgery	New	20	9	8	1	7	1	5	8	1	1					1	1	1	1	5	1	1	2	1	2	1	11	296	
	Old	35	21	11	4	10	7	17	12	15					1	1		7	8	12	11	4	10	4	6	12			
Biological Science	New	107	27	27	7	36	8	31	21	7	17	1	4		6	11	12	12	14	32	7	5	15	3	9	16	11	1405	
	Old	127	109	69	21	84	28	67	47	32	14	5	4	4	5	12	16	19	25	80	31	14	33	17	48	48			



Table 02 - 03 (Contd.)

**UNDERGRADUATE ADMISSIONS BY DISTRICT**  
(Academic Year 2011/2012)

Course of Study	District	Colombo	Campaha	Kalutara	Matale	Kandy	Nuwara Eliya	Galle	Matara	Hambantota	Jaffna	Kilinochi	Mannar	Mullativu	Vauniya	Trincomalee	Batticaloa	Ampara	Puttalam	Kurunegla	Anuradhapura	Polonnaruwa	Badulla	Monaragala	Kegalle	Rathnapura	Special & Additional Intakes <sup>(a)</sup>	Total	
Business Information Systems (Special)	New	7	3	2	1	2	1	3	1	1	1	1	2	1	1	3	1	1	2	2	1	3	1	1	2	1		81	
	Old	2	2	1	1	4	1	2	2	1	1	1	1	1	1	1	1	1	1	1	1	1	1	2	3	1	2		
Commerce	New	69	34	18	5	16	10	44	9	7	9	2	2	2	7	7	9	11	16	23	10	4	11	6	21	26	10	669	
	Old	18	37	14	5	20	7	32	16	9	5	3	1	1	1	2	2	4	6	23	11	5	14	7	14	24			
Communication Studies	New	1	3	1	2	4	2	1			1	1				2	2	3	1	3			4		2	1	1	62	
	Old			1	1	2		4	2	2	2					2	1	2		1	2		3		1	1			
Computation & Management	New	3	2	2	1	6	1	2	2	3	4	1	1	2	1	2	1	1	1	4	1	1	1	1	1	1	1	1	84
	Old	3	3	1	1	2	1	2	1	1	1	1	1	1	1	1	1	1	1	3	1	1	1	2	2	3			
Computer Science	New	31	9	4	2	7	5	4	16	4	5		1		1	3	4	3	4	9	4	1	5	2	3	6	3	320	
	Old	25	13	8	3	12	4	14	21	7	4	1	1		1	2	2	5	5	21	7	3	7	3	6	9			
Computer Science & Technology	New	1	3	2		2		4	1	1	7				1	1	1	3		1			1		1			79	
	Old	2	8	3		6		8	2		7						2	2	1	1	2		2		1	2			
Computing & Information System	New	4							1		2																	49	
	Old	6	7	5		1		2	3	2		1						1	1	6					1	6			
Dance (SVIAS) <sup>(2)</sup>	New	3	2		1	2	2				9	2	1	3	3		4	4									1	55	
	Old				1						6	3	2	1			2	3											
Dance (Ramanathan)	New	1				1	2				3	4		4	5	1	5	4									1	72	
	Old	1									4	1	1	1	1		2	2											
Dance (UVPA) <sup>(2)</sup>	New	16	14	8	4	8	3	9	6	6					1	2		4	8	9	4	4	7	4	3	7	8	213	
	Old	10	7	5	1	4	2	3	3	6					1			1	1	9	4	4	4	5	3	5			
Dental Surgery	New	11	2	1	1	6	1	2	1	1	1	1	1	1	1	1	1	1	1	1	1	1	1	1	1	2	2	7	122
	Old	22	7	2	1	4	1	3	2	2	2	1	1	1	1	1	1	2	2	4	2	2	2	1	2	2			
Design	New	2	1	3		2			2														1			2		36	
	Old	3	1	1		2		2	3	1									1	2	1		2	1	2	1			
Drama & Theatre (UVPA) <sup>(2)</sup>	New	5	2	2	1	2		2	2						1	1				2	2	2	1	1		2	1	54	
	Old	4	1	2	2	4	1	1										1	1	1	4	2				1			
Drama & Theatre (SVIAS) <sup>(2)</sup>	New				1	3					6	2	3	2	3	1	4	4								3	2	55	
	Old	1				2	1				6	1	1	1	1	1	1	5											
Engineering	New	180	61	30	11	53	21	44	44	18	37	7	5	5	11	16	21	26	30	47	22	13	27	9	22	30	20	1582	
	Old	87	70	38	16	55	22	69	54	34	21	4	2	6	2	7	13	16	24	62	33	14	30	16	34	43			
Engineering (EM)	New	10	3	1	1	1	1	1	3	1	1	1	1	1	1	1	1	1	1	2	1	1	1	1	1	1	2	86	
	Old	5	3	2	1	2	1	7	4	1	1	1	1	1	1	1	1	1	1	3	1	1	1	1	1	2			
Engineering (TM)	New	7	2	1	1	1	1	1	5	1	1	1	1	1	1	1	1	1	1	2	1	1	1	1	1	1	2	88	
	Old	4	3	2	1	2	1	2	11	1	1	1	1	1	1	1	1	1	1	7	1	1	1	1	1	1			
Entrepreneurship & Management	New	7	2			3		2	4						1		1	2					2					72	
	Old	10	3	5	1	4	1	6	6				1	1	1	1					2		3	1		3			
Environmental Conservation & Management	New	3	1	2	1	1	1	2	2	1	1		1		1	1	1	1	1	1	1	1	1	1	1	1	2	80	
	Old	8	3	3		3	1	1	2	3	2	1	1	1	1	1	1	1	2	3	1	1	2	1	1	5			
Estate Mgt. & Valuation	New	4	2	4	1	7	3	2	1	1	1	1	1	1	1	1	3	1	2	2	3	2	2	1	1	1	2	96	
	Old	2	3	1	2	4	1	2	3	1	1	1	1	1	1	1	1	1	1	2	5	2	4	1	1	2			



Table 02 - 03 (Contd.)

## UNDERGRADUATE ADMISSIONS BY DISTRICT (Academic Year 2011/2012)

District	Course of Study	Colombo	Gampaha	Kalutara	Matale	Kandy	Nuwara Eliya	Galle	Matara	Hambantota	Jaffna	Kilinochi	Mannar	Mullaitivu	Vauniya	Trincomalee	Batticaloa	Ampara	Puttalam	Kurunegla	Anuradhapura	Polonnaruwa	Badulla	Monaragala	Kegalle	Rathnapura	Special & Additional Intakes <sup>(2)</sup>	Total	
		Law	New	43	25	16	5	23	12	25	13	10	9	2	2	2	3	5	8	8	15	24	12	6	13	5	13	20	3
	Old	10	8	7	2	5	7	9	5	6	3	1	2	2	2	4	1	3	3	14	5	3	6	5	7	6			
Management	New	632	321	154	39	154	69	187	84	45	65	18	15	15	25	42	68	63	102	172	81	32	87	42	76	125	13	4013	
	Old	74	111	67	30	75	48	95	93	64	29	9	4	8	3	22	10	41	29	94	54	26	67	53	61	120			
Management & Information Tech.	New	9	4	2		2		2		1	1				1		1	1	1	2			1		1		1	76	
	Old	3	13	2	1	3		4	3	1	1					1		1	1	4	1		1	1	3	2			
Management Studies (TV) <sup>(2)</sup>	New	24	8	5	2	6	5	7	4	7	11	2	2	2	3	2	8	12	5	7	4	2	6	3	2	6	17	310	
	Old	8	13	12	2	4	3	16	16	6	5	2	2	2	2	3	5	5	3	5	6	2	5	2	10	9			
Management & Information Technology (SEUSL) <sup>(2)</sup>	New	5	6	2	1	3	2	2	4	1	2	1	1	1	2	1	9	14	2	3	2	1	1	1	2	2	1	128	
	Old	6	5	2	1	3	2	2	3	1	2	1	1	1	1	2	2	7	2	3	1	1	1	1	2	3			
Medical Laboratory Sciences	New	7	2	3	1	3	1	4	2	1	2	1	1	1	1	1	1	1	1	3	1	1	1	2	1	1	1	4	146
	Old	11	11	5	1	5	2	7	8	8	2	2	2			1	1	2	2	1	6	3	1	2	1	9	5		
Medicine	New	119	35	19	7	24	14	28	11	7	34	4	4	3	8	8	13	18	16	26	12	3	19	5	17	16	56	1371	
	Old	114	88	55	18	52	26	48	50	35	24	5	3	3	5	11	17	23	30	61	32	15	31	17	31	51			
Mineral Resources & Technology	New					2			1		8												2						52
	Old	4	2	1	2	5		2	3		9				1		1	1		1	2		3		1	1			
Molecular Biology and Biochemistry	New	11	1	1	1	3	1	1	1	1	2	1	1	1	1	1	1	1	1	3	1	1	1	1	1	1	1	2	95
	Old	11	3	3	1	2	1	8	3	1	1	1	1	1	1	1	1	2	1	2	2	1	1	1	1	1	2		
Music (SVIAS) <sup>(2)</sup>	New	4			5	6	3				16	2	1	4	3	3	6	4					2						93
	Old					1					12	3		2		2	5	8								1			
Music (Ramanathan)	New		1		3		2				30	4	1		5	5	8	8					1						103
	Old				1						17	2	2	3		1	6	3											
Music(UVPA) <sup>(2)</sup>	New	11	12	4	1	9	2	6	6	4						1		3	4	12	6	3	6	2	8	7	7	173	
	Old	5	8	4	1	4	1	3	4	1									3	7	1	2	2	6	3	4			
Nursing	New	9	5	2	2	3	1	5	4	5	5		1		1	1	4	4	3	2	2	1	1	3	3	3	2	260	
	Old	16	18	12	3	8	5	10	10	19	5	1	1	1	1	2	6	5	6	15	7	4	9	2	9	13			
Palm and Latex Technology & Value Addition	New	1	2							1								1		2							1	39	
	Old	2		1	1	3		3	1		3				1		1			3	3		1		4	1			
Peace & Conflict Resolution	New		1	2	1	4		1	3				5			1	1	1	1	2	1			1				41	
	Old		1			1		1	4				2				2			2	1			1	1				
Pharmacy	New	7	2	4	1	2	1	2	2	1	6	1			1	1	2	1	3	3	2	1	2	1	1	1	3	1	149
	Old	9	12	9	1	6	2	4	5	6	2	1	1		1	1	2	2	4	9	3	1	3	1	7	6			
Physical Education	New	1									1					1			1		2			1				18	
	Old	1						2												1			1		1	5			
Physical Science	New	192	67	41	12	58	19	52	40	17	30		2		8	11	19	22	19	52	19	10	35	11	21	23	15	1969	
	Old	172	113	81	20	80	30	90	78	52	28	6	6	2	2	9	18	28	33	107	36	22	39	22	49	51			
Physiotherapy	New	5	1	1	1	1	1	1	1	1	3	1	1	1	1	1	1	1	1	1	1	1	1	1	1	1	1	91	
	Old	11	4	3	1	2	1	2	8	4	1	2	1		1	1	1	1	1	2	2	1	2	2	3	2			

Table 02 - 03 (Contd.)

## UNDERGRADUATE ADMISSIONS BY DISTRICT (Academic Year 2011/2012)

District Course of Study	District																								Special & Additional Intakes <sup>(2)</sup>	Total		
	Colombo	Gampaha	Kalutara	Matale	Kandy	Nuwara Eliya	Galle	Matara	Hambantota	Jaffna	Kilinochi	Mannar	Mullaitivu	Vavuniya	Trincomalee	Batticaloa	Ampara	Puttalam	Kurunegla	Anuradhapura	Polonnaruwa	Badulla	Monaragala	Kegalle			Rathnapura	
Public Management (special)	New	5	6	3	1	6	4	2	2	2	1	1	1	1	1	5	4	3	3	3	2	2	1	3	4	1	119	
	Old	4	4	2	1	3	3	3	2	1	1	1	1	1	1	1	1	2	3	2	1	4	3	1	4			
Quantity Surveying	New	18	3	3	1	4	2	3	4	1	5			1	1	2	2	2	4	1	1	1	1	1	1	2	149	
	Old	9	8	3	1	3	2	9	7	2	2	1	2	1	1	2	2	2	12	3	1	3	1	2	4			
Radiography	New	4	1	1	1	1	1	1	4	1	1	1	1	1	1	1	1	1	2	1	1	1	1	1	1		72	
	Old	4	3	2	1	2	1	4	2	1	2	1	1	1	1	1	1	1	2	1	1	1	1	1	3			
Science & Technology	New	1	2			3		2			6			2		1		1	1		1						71	
	Old	3	2	2		9	1	5	5	1	4				1	2			3	2	1	4	1	4	1			
Siddha Medicine	New	5		1	1	1	2				9			1	1	1	1	2	4	1	1	1		1		6	86	
	Old	4	2	2	1	6	1		2		8	1	1	1	2	2	2	3	1	2		1	2	2				
Speech & Language Therapy	New	2	3	2	1	2	1	2	2	1	1	1	1	1	1		1	1	5	1	1	1	1	1	1	4	2	88
	Old	2	5	1	1	1	1	3	4	1	1	1	3	1	1	1	2	1	8	1	1	1	1	1	1	4		
Sports Sciences & Management	New	5	4	2		2	1	2			1			3		2	2		2	2	1	1		1	3	2	74	
	Old	2	5	8		1		4	1		1	1			2				4	1	1	3	1	1	2			
Statistics & Operations Research	New	7	1	1	1	5	1	2	2	1	1			1	1	1	1	1	1	1	1	1	1	1	1		82	
	Old	10	3	2	1	5	1	1	4	1	1	1		1	1	1	1	2	4	1	1	1	1	1	1			
Surveying Science	New	3	2	2	1	2	1	4	2	6	9	1	1	1	1	1	1	1	2	1	1	1	1	1	1		102	
	Old	4	2	3	1	3	1	7	4	6	4	1		1	1	1	1	2	2	2	1	2	1	2	1			
Tea Technology & Value Addition	New	1									3								1			1					46	
	Old	3	2	1		4	1	7	1	1	2				2	1			2	2		3		2	6			
Tourism & Hospitality Management	New	7	3	3	1	2	1	3	2	1	2	1	1	1	3	1	2	2	1	5	4	1	1	3	1	4	1	121
	Old	11	5	2	1	2	2	5	7	1	1	1	1	2	1	1	1	1	1	3	2	2	1	2	7			
Town & Country Planning	New	5	3	2	1	3	1	4	4	2	1		1	1	1	1	1	4	2	1	1	2	1	2	1	2	87	
	Old	3	2	2	2	3	1	3	2	1	1	1	1	1	1	1	1	1	3	1	1		2	2	2			
Transport & Logistics Management	New	9	2	1	1	1	1	1	1	1	1		1	1	1	1	1	1	1	1	1	1	1	1	1	3	82	
	Old	9	3	3	1	2	1	1	4	1	1	1	1	1	1	1	1	1	7	1	1	1	1	1	2			
Unani Medicine & Surgery	New	1	3	2	1	2	1		1		1		1		1	6	2	1	1	1					1		65	
	Old	4	3	6	1	5			1		1	1		1	1	2	4	2		2	1	1	1	1	1			
Veterinary Science	New	15	3	1	1	4	1	5	3	1	2	1	1	1	1	2	1	1	3	1	1	2	1	1	1	2	148	
	Old	16	7	7	1	9	2	5	5	6	2	1	1	1	1	2	2	2	3	4	1	2	2	4	4			
Visual & Technological Arts <sup>(2)</sup> (SVIAS)	New									6	1		1	3	1	3	7	5	5	2		1		1		1	58	
	Old				1	1					3	1	1		1	2	4	1	2	3			1					
Visual Arts (UVPA) <sup>(2)</sup>	New	5	9	4		5		3	3	1							1	1	7	6			1	5	4		94	
	Old	1	3	4	1	4	1	3	4	1									5	3	1	2	2	2	2			
Total	New	2122	1095	743	237	867	292	952	601	363	754	97	117	92	187	231	407	444	489	970	451	190	462	221	473	613	1964	28908
	Old	1288	1092	807	267	804	327	1103	863	621	511	106	90	104	81	191	235	375	315	1184	521	212	523	320	659	875		

Note :

(1) "Special & Additional Intakes" shows the students admitted on the basis of Special Categories such as Blind and Differently abled, Excelled in fields other than Studies, Armed Forces, Foreign, Teachers ..... etc. , on the recommendation of the Appeals Committee and Additional Intake.

(2) Abbreviation : SP - Sripalee Campus, SAB - Sabaragamuwa University, SEUSL - South Eastern University, UVPA - University of Visual and Performing Arts, TV - Trincomalee & Vavuniya Campuses, SVIAS - Swamy Vipulananda Institute of Aesthetic Studies.

Chart - 04

### ADMISSIONS BY DISTRICT AND ADMITTED CATEGORY - Academic Year 2011/2012

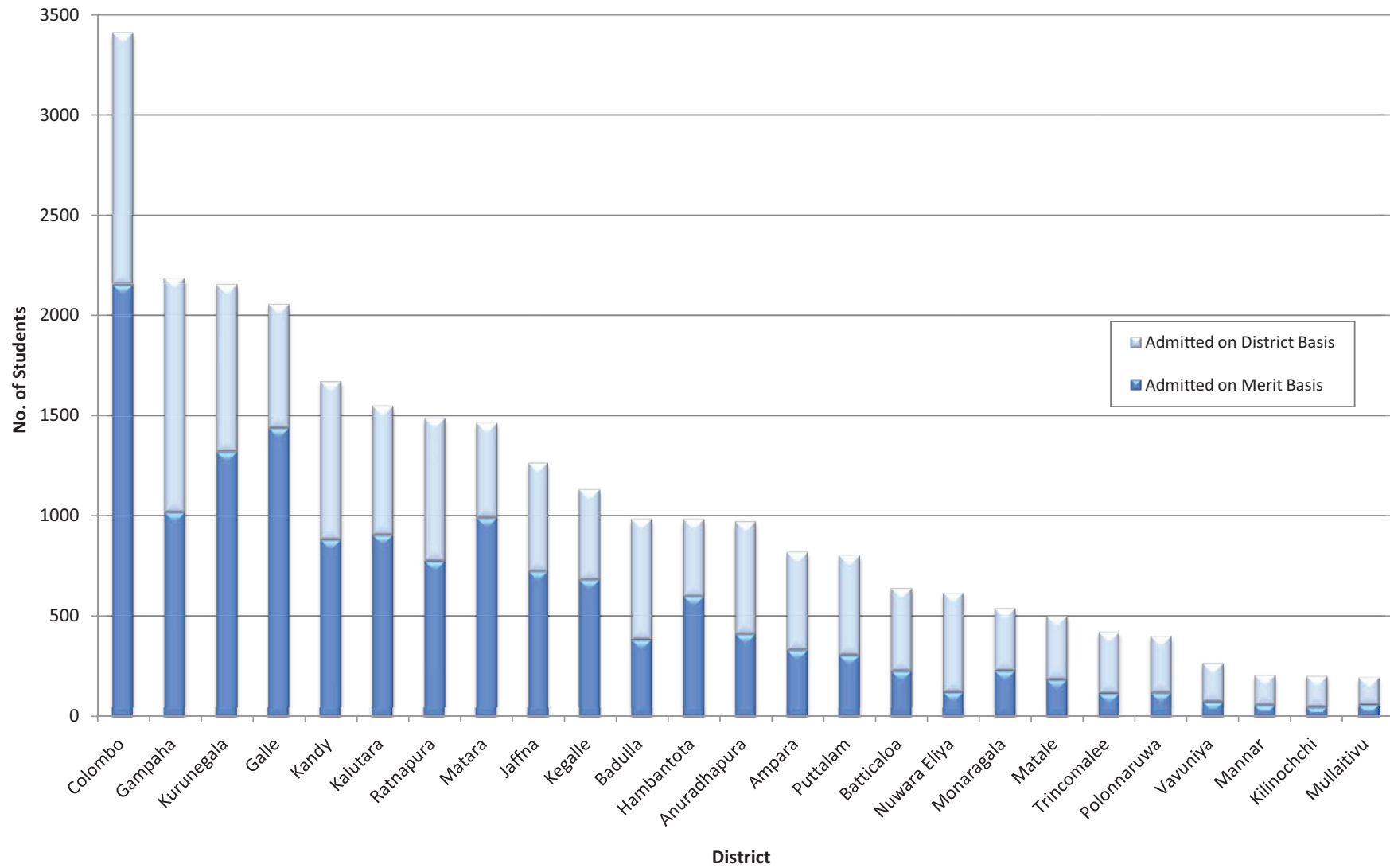


Table 02 - 04

**UNDERGRADUATE ADMISSIONS BY ADMISSION POLICY**  
(Academic Year 2011/2012)

Academic Programme	District		Admitted Category (4)																								Special & Additional Intakes (5)	Total	
	Colombo	Gampaha	Kalutara	Matale	Kandy	Nuwara Eliya	Galle	Matara	Hambantota	Jafna	Kilinochchi	Mannar	Mullativu	Vavuniya	Trincomalee	Batticaloa	Ampara	Puttalam	Kurunegala	Anuradhapura	Polonnaruwa	Badulla	Monaragala	Kegalle	Rathnapura				
Arts (6)	Merit	New	266	314	291	88	269	52	365	214	156	294	28	38	27	45	48	121	146	176	408	194	58	138	84	201	237		4258
		Old	71	131	187	56	111	41	303	185	189	180	19	10	29	5	44	36	100	40	334	127	25	114	85	190	250		2862
	Other	New	33	26	12	10	27	12	11	8	5	28	8	3	6	10	13	16	24	11	21	15	4	14	4	8	15	1714	2292
		Old	15	13	9	7	16	6	8	8	5	24	6	4	7	2	5	14	17	6	16	14	6	6	6	5	9		
Law	Merit	New	22	7	6		12	3	15	6	4	2		1		1	1	2	1	6	11	3	1	4	1	5	7		121
		Old	3	1	3		1	2	3	1	1			1		1	1			1	3					2	2		26
	Other	New	21	18	10	5	11	9	10	7	6	7	2	1	2	2	4	6	7	9	13	9	5	9	4	8	13	3	301
		Old	7	7	4	2	4	5	6	4	5	3	1	1	2	1	3	1	3	2	11	5	3	6	5	5	4		
Management	Merit	New	434	171	76	10	77	14	129	46	24	17	1	3		8	6	19	17	36	70	34	8	29	18	30	69		1346
		Old	49	51	29	3	21	4	66	70	20	1			1		3	3			14	6	5	16	21	30	52		466
	Other	New	249	173	94	34	103	68	75	53	32	65	22	18	20	27	41	70	67	77	121	61	31	73	32	53	71	34	2985
		Old	65	91	61	35	74	55	67	62	55	37	14	10	14	9	29	16	47	36	93	67	28	72	41	49	94		
Commerce	Merit	New	35	12	7		4		35	4	2				4	1				4	11	1		2		13	10		145
		Old	9	23	4		3		21	7	1										10	2		2	1	6	10		99
	Other	New	34	22	11	5	12	10	9	5	5	9	2	2	2	3	6	9	11	12	12	9	4	9	6	8	16	10	425
		Old	9	14	10	5	17	7	11	9	8	5	3	1	1	1	2	2	4	6	13	9	5	12	6	8	14		
Medicine	Merit	New	82	11	8	2	11		17	5	1	21		1		2		4	8	4	11	1		5		7	3		204
		Old	67	27	19	4	18		22	27	17	7						3	4	5	19	4	1	7	2	7	13		273
	Other	New	37	24	11	5	13	14	11	6	6	13	4	3	3	6	8	9	10	12	15	11	3	14	5	10	13	56	894
		Old	47	61	36	14	34	26	26	23	18	17	5	3	3	5	11	14	19	25	42	28	14	24	15	24	38		
Dental Surgery	Merit	New	8				4																						12
		Old	17	2					1		1																1		22
	Other	New	3	2	1	1	2	1	2	1	1	1	1	1	1	1	1	1	1	1	1	1	1	1	1	2	2	7	88
		Old	5	5	2	1	4	1	2	2	1	2	1	1	1	1	1	1	2	2	4	2	2	2	1	1	2		
Vet Science	Merit	New	11				1		2	1		1									2								18
		Old	11	2	2		5		2	3	4											1				2		32	
	Other	New	4	3	1	1	3	1	3	2	1	1	1	1	1	1	1	2	1	1	1	1	1	2	1	1	1	2	98
		Old	5	5	5	1	4	2	3	2	2	2	1	1	1	1	1	2	2	2	3	3	1	2	2	2	4		

Table 02 - 04 (Contd.)

**UNDERGRADUATE ADMISSIONS BY ADMISSION POLICY**  
(Academic Year 2011/2012)

Academic Programme	District		Admitted Category (4)																								Special & Additional Intakes (5)	Total		
	Colombo	Gampaha	Kalutara	Matale	Kandy	Nuwara Eliya	Galle	Matara	Hambantota	Jaffna	Kilinochichi	Mannar	Mullativu	Vavuniya	Trincomalee	Batticaloa	Ampara	Puttalam	Kurunegala	Anuradhapura	Polonnaruwa	Badulla	Monaragala	Kegalle	Rathnapura					
Agriculture	Merit	New	20	2	7		26		7	7	5	29				2	1	2		13	1		3	1	4	2		132		
		Old	32	26	27	2	31	2	37	24	14	13					2	5	1	51	8	5	4	2	31	15		332		
	Other	New	24	16	10	7	14	11	12	10	7	19	5	6	4	7	8	13	9	8	14	9	6	13	5	7	8		16	868
		Old	49	58	26	16	43	23	32	22	19	23	6	5	5	5	14	15	18	25	47	29	15	28	15	22	40			
Science	Merit	New	258	42	49	2	80	1	67	60	20	49				1	2	5	9	7	56	2	1	21	1	8	11		752	
		Old	322	87	108	11	104		159	108	57	28				1	2	3	4	5	145	5	4	15	2	79	29		1278	
	Other	New	149	97	56	31	66	45	64	40	34	70	6	16	6	33	38	56	54	49	64	46	30	56	27	43	56		52	3465
		Old	174	226	120	53	138	86	110	94	79	71	24	24	19	23	38	63	72	83	141	109	54	113	57	75	135			
Indigenous Medicine	Merit	New	17	5	4		3		4	6		8					5	1	1	1			1		1				57	
		Old	24	10	8	1	8		10	8	10	6				1	2	4	4	2	6	3	1	4		2	4		118	
	Other	New	9	7	7	3	7	4	1	3	1	3		1	1	2	3	2	3	3	9	3	2	2	1	3	1		17	272
		Old	19	16	11	5	13	8	7	7	5	3	2	1	2	3	3	2	8	7	10	9	5	9	4	7	8			
Paramedical Studies (1)	Merit	New	12	1	3		1		5	7	3	10					2	1		8					2	3			58	
		Old	26	20	12		6		14	25	28	2		2			2	2		20	2	1	2	1	19	11		195		
	Other	New	22	13	10	7	11	6	10	8	7	8	5	5	4	6	6	7	8	10	8	8	6	8	8	6	10		10	553
		Old	27	33	20	8	18	12	16	12	11	11	8	7	3	6	7	11	11	14	22	15	8	16	7	11	22			
Engineering	Merit	New	133	24	13	1	30	2	25	38	11	21			2	1	5	1	1	5	11	26	8	3	9	1	8	8		387
		Old	47	13	9	2	21	1	50	47	14	5									31	4	2	2	1	9	6		264	
	Other	New	64	42	19	12	25	21	21	14	9	18	9	5	6	8	17	22	23	21	25	16	12	20	10	16	25		23	1105
		Old	49	63	33	16	38	23	28	22	22	18	6	4	8	4	9	15	18	26	41	31	14	30	17	27	40			
Fashion Design/ Transport & Logistic Mgt.	Merit	New	13														1			1		1			1	1			18	
		Old	8	1	1		1		3	4	1									4							1		24	
	Other	New	8	5	2	1	2	1	2	1	1	1		1		1	1	1	1	3	1	1	1	1	1	1	1		3	84
		Old	6	4	2	1	2	2	1	1	2	1	1	1	1	1	1	1	1	3	1	1	2	1	1	3				
Architecture/ Quantity Surveying (2)	Merit	New	35	4	8		5		8	12	1	4					1	1		3	4			3		4	2		95	
		Old	13	2	2	1	3	1	13	13	1										14	1		1		6	10		81	
	Other	New	17	15	6	4	14	4	8	6	5	3		2	3	3	4	4	4	5	6	3	3	6	3	5	6		6	328
		Old	18	16	12	5	12	4	13	9	6	4	3	4	3	3	3	5	4	5	12	6	3	8	7	8	10			

Table 02 - 04 (Contd.)

**UNDERGRADUATE ADMISSIONS BY ADMISSION POLICY**  
(Academic Year 2011/2012)

Academic Programme	District																										Total			
	Admitted Category <sup>(4)</sup>		Colombo	Gampaha	Kalutara	Matale	Kandy	Nuwara Eliya	Galle	Matara	Hambantota	Jaffna	Kilinochichi	Mannar	Mullativu	Vavuniya	Trincomalee	Batticaloa	Ampara	Puttalam	Kurunegala	Anuradhapura	Polonnaruwa	Badulla	Monaragala	Kegalle		Rathnapura	Special & Additional Intakes <sup>(5)</sup>	
Computer Science <sup>(3)</sup>	Merit	New	56	3	4	1	10		14	20	6	17		1	1	1	4	10	14	4	11	4	3	2		3	5		194	
		Old	51	26	18	1	15	1	42	43	8	9			1		1	4	6	2	35	2	1	2	9	11	14		302	
	Other	New	46	36	17	7	24	13	20	11	10	35	3	6	4	10	14	17	17	17	24	10	6	17	7	15	17		11	979
		Old	43	58	27	17	39	15	27	21	17	39	6	10	3	8	13	16	21	19	40	28	8	24	12	19	35			
Total	Merit	New	1402	596	476	104	533	72	693	426	233	473	29	46	29	67	66	172	204	252	633	248	75	217	106	287	358		7797	
		Old	750	422	429	81	348	52	746	565	366	251	19	13	31	8	51	57	128	56	686	165	45	169	124	395	417		6374	
	Other	New	720	499	267	133	334	220	259	175	130	281	68	71	63	120	165	235	240	237	337	203	115	245	115	186	255	1964	14737	
		Old	538	670	378	186	456	275	357	298	255	260	87	77	73	73	140	178	247	259	498	356	167	354	196	264	458			

Note:

- (1) Paramedical Studies includes Nursing, Pharmacy, Medical Laboratories Sciences, Radiography, Physiotherapy and Speech & Hearing Sciences.
- (2) Architecture/Quantity Surveying includes Design, Town & Country Planning and Facilities Management too.
- (3) Includes the Management & Information Technology, Information Technology, Information & Communication Technology, Information Technology and Management, Computation & Management, Business Information Systems ..... etc.
- (4) "other" shows students admitted under District quota and Underprivileged District quota. "New" and "Old" refers to New Syllabus & Old Syllabus.
- (5) "Special & Additional Intakes" shows the students admitted on the basis of Special Categories such as Blind and Differently abled, Excelled in fields other than Studies, Armed Forces, Foreign, Teachers ..... etc. , on the recommendation of the Appeals Committee and Additional Intake.
- (6) Admission to Arts Degree programme is purely on merit however, policy ensures the number selected from each district to be not less than the number admitted in 1993/94 or 2002/2003, which ever is greater. This adjustment is shown under the Other category



Chart - 05

### ETHNIC COMPOSITION OF ADMISSIONS BY ACADEMIC PROGRAMME - Academic Year 2011/2012

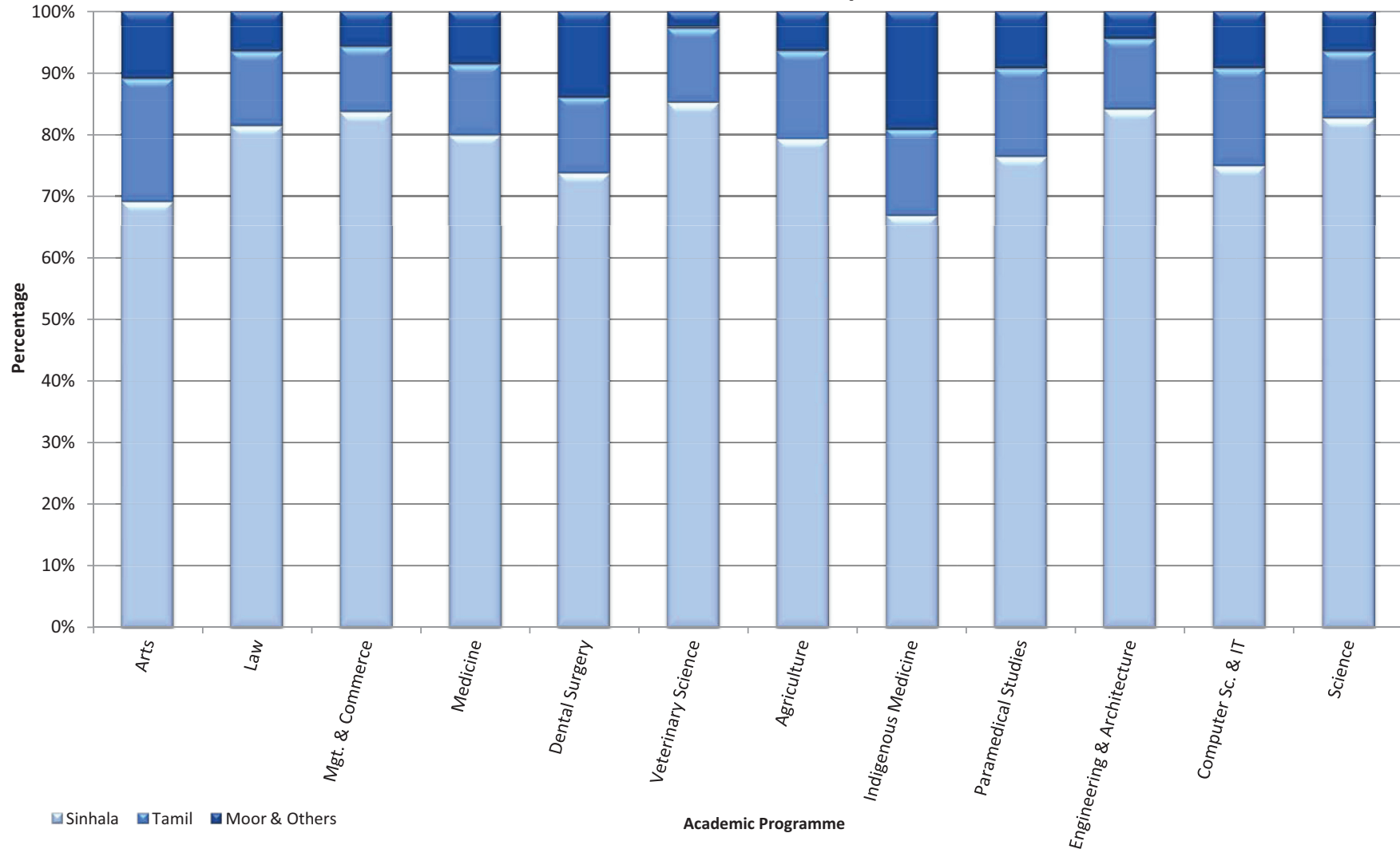


Table 02 - 05

**UNDERGRADUATE ADMISSIONS BY ACADEMIC PROGRAMME, HIGHER EDUCATIONAL INSTITUTION AND ETHNICITY  
(Academic Year 2011/2012)**

Higher Educational Institution	Academic Stream Ethnicity	Academic Stream														Total		
		Arts	Law	Management	Commerce	Medicine	DentalSurgery	Vet Science	Agriculture	Science	Indigenous Medicine	Paramedical Studies <sup>(1)</sup>	Engineering	Fashion Design/Transport & Logistic Mgt.	Architecture/Quantity Surveying <sup>(2)</sup>		Computer Science <sup>(3)</sup>	
Colombo	Sinhala	1030	274	474		177				548		39					2542	
	Tamil	14	21	22		20				39		4					120	
	Moor	36	15	22		8				20		3					104	
	Other	1		2													3	
Peradeniya	Sinhala	796	62	89		210	90	126	211	590		205	407				63	2849
	Tamil	103	2	4		9	15	18	27	39		39	52				17	325
	Moor	81		9		13	14	4	15	22		16	13				3	190
	Other	1				2	3						1				1	8
Sri Jayewardenepura	Sinhala	1032		1079	141	161				592		83					60	3148
	Tamil	8		52	5	10				20		9					17	121
	Moor	6		42	4	12				21		16					4	105
	Other	1		2		1				2								6
Kelaniya	Sinhala	1433		344	173	165				503		69					66	2753
	Tamil	16		9	3	2				17		12					6	65
	Moor	11		8		13				20		7					4	63
	Other	6			1													7
Moratuwa	Sinhala												810	108	428	228	1574	
	Tamil												84	10	53	28	175	
	Moor												18	8	23	25	74	
	Other												5			1	6	
Jaffna	Sinhala		29	192	55	4			19	247	1	40					45	632
	Tamil	830	31	289	41	92			69	213	36	45					85	1731
	Moor	57	14	32	4	29			9	61	19	24					13	262
	Other								1									1
Ruhuna	Sinhala	730		322		169			273	470		148	209				66	2387
	Tamil	6		2		2			44	13		3	31				1	102
	Moor	4		16		2			21	19		4	21				4	91
	Other	1							1	1								3

Table 02 - 05 (Contd.)

**UNDERGRADUATE ADMISSIONS BY ACADEMIC PROGRAMME, HIGHER EDUCATIONAL INSTITUTION AND ETHNICITY  
(Academic Year 2011/2012)**

Higher Educational Institution	Academic Stream Ethnicity	Arts	Law	Management	Commerce	Medicine	Dental Surgery	Vet Science	Agriculture	Science	Indigenous Medicine	Paramedical Studies <sup>(1)</sup>	Engineering	Fashion Design/Transport & Logistic Mgt.	Architecture/Quantity Surveying <sup>(2)</sup>	Computer Science <sup>(3)</sup>	Total
		Eastern	Sinhala	40		148	114	44			89	247	17	32			
Tamil	522			73	9	19			30	50	5	4					712
Moor	143			25	7	17			21	40	8	4					265
Other				1					1	1							3
South Eastern	Sinhala			71	99					300			43			67	580
	Tamil	137		2	1					14			46			23	223
	Moor	618		58	12					35			16			38	777
	Other																
Rajarata	Sinhala	615		351		166			152	259						90	1633
	Tamil	2		27		4			2	18						6	59
	Moor	2		20		19			2	27						9	79
	Other					1				1							2
Sabaragamuwa	Sinhala	301		357					107	244						45	1054
	Tamil	19		10					1	46						3	79
	Moor	14		14					2	23						1	54
	Other	1															1
Wayamba	Sinhala			446					120	346							912
	Tamil			15					7	62							84
	Moor			30					7	50							87
	Other								1								1
Uva Wellassa	Sinhala			117					85	197						97	496
	Tamil			17					11	66						31	125
	Moor			4					2	12						14	32
	Other								2								2
Visual and Performing Arts	Sinhala	531															531
	Tamil																
	Moor	2															2
	Other	1															1

Table 02 - 05 (Contd.)

**UNDERGRADUATE ADMISSIONS BY ACADEMIC PROGRAMME, HIGHER EDUCATIONAL INSTITUTION AND ETHNICITY  
(Academic Year 2011/2012)**

Higher Educational Institution	Academic Stream Ethnicity	Arts	Law	Management	Commerce	Medicine	DentalSurgery	Vet Science	Agriculture	Science	Indigenous Medicine	Paramedical Studies <sup>(1)</sup>	Engineering	Fashion Design/Transport & Logistic Mgt. Architecture/Quantity Surveying <sup>(2)</sup>	Computer Science <sup>(3)</sup>	Total	
Institute of Indigenous Medicine	Sinhala										155					155	
	Tamil										15					15	
	Moor										53					53	
	Other										2					2	
Gampaha Wickramarachchi Ayurveda Institute	Sinhala										126					126	
	Tamil										7					7	
	Moor										3					3	
	Other																
University of Colombo School of Computing	Sinhala														278	278	
	Tamil														18	18	
	Moor														16	16	
	Other														2	2	
Swami Vipulananda Institute of Aesthetic Studies	Sinhala																
	Tamil	226														226	
	Moor	35														35	
	Other																
Total	Sinhala	6508	365	3990	582	1096	90	126	1056	4543	299	616	1469	108	428	1105	22381
	Tamil	1883	54	522	59	158	15	18	191	597	63	116	213	10	53	235	4187
	Moor	1009	29	280	27	113	14	4	79	350	83	74	68	8	23	131	2292
	Other	12		5	1	4	3		6	5	2		6			4	48

**Note**

- (1) Paramedical Studies includes Nursing, Pharmacy, Medical Laboratories Sciences, Radiography, Physiotherapy and Speech & Hearing Sciences.
- (2) Architecture/Quantity Surveying includes Design, Town & Country Planning and Facilities Management too.
- (3) Includes the Management & Information Technology, Information Technology, Information & Communication Technology, Information Technology and Management, Computation & Management, Business Information Systems ..... etc.